

SUPPORTING INFORMATION

Hydroxyl-Assisted Carbonylation of Alkenyltin Derivatives: Development and Application to a Formal Synthesis of Tubelactomicin A

Heiko Sommer and Alois Fürstner*

Max-Planck-Institut für Kohlenforschung, D-45470 Mülheim/Ruhr (Germany)

E-mail: fuerstner@kofo.mpg.de

Table of Contents

General	S2
Substrates	S2
<i>trans</i> -Hydrostannation	S6
Methoxycarbonylation	S9
Formal Total Synthesis of Tubelactomicin A	S12
Tables	S19
Spectra	S21

General. All reactions were carried out under Ar in flame-dried glassware. The solvents were purified by distillation over the drying agents indicated and were transferred under Ar: THF, Et₂O (Mg/anthracene), CH₂Cl₂, MeCN, pyridine (CaH₂), toluene, benzene (Na/K), MeOH (Mg). DMF and Et₃N were dried by an absorption solvent purification system based on molecular sieves. Flash chromatography: Merck silica gel 60 (40–63 μm). NMR: Spectra were recorded on a Bruker AV 400 spectrometer or a Bruker AV VIII 300 spectrometer in the solvents indicated; chemical shifts (δ) are given in ppm relative to TMS, coupling constants (*J*) in Hz. The solvent signals were used as references and the chemical shifts converted to the TMS scale (CDCl₃: δ_C ≡ 77.16 ppm; residual CHCl₃ in CDCl₃: δ_H ≡ 7.26 ppm). ¹¹⁹Sn NMR spectra were recorded using Me₄Sn as external standard. IR: Spectrum One (Perkin-Elmer) spectrometer, wavenumbers ($\tilde{\nu}$) in cm⁻¹. MS (EI): Finnigan MAT 8200 (70 eV), ESIMS: ESQ 3000 (Bruker), accurate mass determinations: Bruker APEX III FT-MS (7 T magnet) or MAT 95 (Finnigan). Unless stated otherwise, all commercially available compounds (ABCR, Acros, Aldrich, Strem, Apollo Scientific, TCI) were used as received. [Cp*RuCl₂]_n was prepared according to literature procedures and was stored under Argon.¹ Commercial Bu₃SnH is stabilized with 0.05% of 3,5-di-*tert*-butyl-4-hydroxytoluene, which was not removed in the reactions described herein.

Substrates

Representative Procedure for the Preparation of Propargyl Alcohols from Aldehydes or Ketones. A flame-dried 250 mL two-necked flask equipped with a dropping funnel was charged with THF (100 mL) and 1-hexyne (6.61 mL, 57.5 mmol). The flask was immersed in a dry-ice/acetone bath. *n*BuLi (1.6 M in hexanes, 34.4 mL, 55 mmol) was slowly added via the dropping funnel and the resulting mixture was stirred for 1 h before neat hydrocinnamaldehyde (6.58 mL, 50 mmol) was added in one portion. After being stirred for 30 minutes at dry-ice temperature, the cooling bath was removed and the mixture allowed to warm to room temperature. The reaction was quenched with saturated ammonium chloride solution, the mixture extracted two times with *tert*-butyl methyl ether, and the combined organic layers were washed with brine, dried over magnesium sulfate and concentrated under reduced pressure. Pure products were obtained by flash chromatography (hexanes/ethyl acetate).

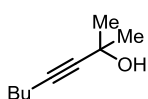
1-Phenylnon-4-yn-3-ol (S1). 99% yield (10.7 g). ¹H NMR (400 MHz, CDCl₃) δ 7.33 – 7.27 (m, 2H), 7.25 – 7.17 (m, 3H), 4.37 (tt, *J* = 6.4, 2.0 Hz, 1H), 2.80 (t, *J* = 7.9 Hz, 2H), 2.24 (td, *J* = 7.0, 2.0 Hz, 2H), 2.01 (tt, *J* = 7.8, 6.2 Hz, 2H), 1.62 – 1.48 (m, 2H), 1.48 – 1.35 (m, 2H), 0.93 (t, *J* = 7.2 Hz, 3H) ppm. ¹³C NMR (101 MHz, CDCl₃) δ 141.6, 128.6, 128.5, 126.0, 86.1, 81.1, 62.2, 39.8, 31.6, 30.8, 22.1, 18.5, 13.7 ppm. IR (film, CHCl₃) 3338, 3027, 2955, 2931, 2861, 1603, 1496, 1454, 1379, 1328, 1134, 1030 1054, 914, 746, 699 cm⁻¹. The data are in accordance with those reported in the literature.²

The following compounds were prepared analogously:

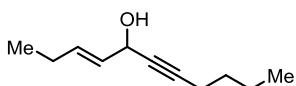
¹ a) N. Oshima, H. Suzuki, Y. Moro-oka, *Chem. Lett.* **1984**, *13*, 1161-1164; b) T. D. Tilley, R. H. Grubbs, J. E. Becaw, *Organometallics* **1984**, *3*, 274-278.

² M. Egi, Y. Yamaguchi, N. Fujiwara, S. Akai, *Org. Lett.*, **2008**, 1867-1870.

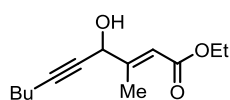
2-Methyloct-3-yn-2-ol (S2). 99% yield (2.80 g). ^1H NMR (400 MHz, CDCl_3) δ 2.18 (t, $J = 7.0$ Hz, 2H), 1.88 – 1.81 (m, 1H), 1.49 (s, 7H), 1.48 – 1.35 (m, 3H), 0.90 (t, $J = 7.2$ Hz, 3H) ppm. ^{13}C NMR (101 MHz, CDCl_3) δ 85.2, 82.7, 65.5, 31.9, 30.9, 22.1, 18.4, 13.8 ppm. The data are in accordance with those reported in the literature.³



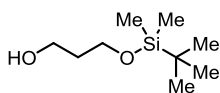
(E)-Undec-3-en-6-yn-5-ol (S3). 67% yield (2.23 g). ^1H NMR (400 MHz, CDCl_3) δ 5.90 (dtd, $J = 15.3, 6.3, 1.2$ Hz, 1H), 5.58 (dtd, $J = 15.3, 6.2, 1.6$ Hz, 1H), 4.88 – 4.69 (m, 1H), 2.24 (td, $J = 7.1, 2.0$ Hz, 2H), 2.13 – 2.04 (m, 2H), 1.80 – 1.75 (m, 1H), 1.54 – 1.46 (m, 2H), 1.46 – 1.36 (m, 2H), 1.01 (t, $J = 7.5$ Hz, 3H), 0.91 (t, $J = 7.2$ Hz, 3H) ppm. ^{13}C NMR (101 MHz, CDCl_3) δ 135.3, 128.7, 87.0, 79.8, 63.4, 30.8, 25.1, 22.1, 18.6, 13.7, 13.3 ppm. IR (film, CHCl_3) 3337, 2961, 2933, 2873, 1460, 1432, 1379, 1328, 1147, 1083, 998, 966 cm^{-1} . HRMS (ESI): m/z calculated for $\text{C}_{11}\text{H}_{18}\text{ONa}$ [$\text{M}+\text{Na}^+$]: 189.12498; found 189.12509.



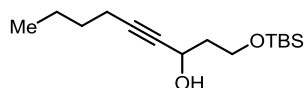
Ethyl (E)-4-hydroxy-3-methyldec-2-en-5-ynoate (S4). 86% yield (3.87). ^1H NMR (400 MHz, CDCl_3) δ 6.06 (pent., $J = 1.3$ Hz, 1H), 4.77 (q, $J = 1.8$ Hz, 1H), 4.16 (q, $J = 7.1$ Hz, 2H), 2.26 – 2.15 (m, 6H), 1.56 – 1.42 (m, 2H), 1.42 – 1.30 (m, 2H), 1.27 (t, $J = 7.1$ Hz, 3H), 0.90 (t, $J = 7.2$ Hz, 3H) ppm. ^{13}C NMR (101 MHz, CDCl_3) δ 166.9, 155.9, 116.0, 87.8, 78.1, 67.2, 60.1, 30.6, 22.1, 18.5, 15.2, 14.4, 13.7 ppm. IR (film, CHCl_3) 3434, 2959, 2934, 2873, 1717, 1699, 1657, 1432, 1368, 1344, 1295, 1210, 1146, 1096, 1040, 876 cm^{-1} .



3-((tert-Butyldimethylsilyloxy)propan-1-ol (S5). A solution of 1,3-propanediol (7.23 mL, 100 mmol), triethylamine (6.97 mL, 50 mmol) and *tert*-butyldimethylchlorosilane (7.54 g, 50 mmol) in reagent grade dichloromethane (150 mL) was stirred at room temperature for 12 h. The reaction was quenched with saturated ammonium chloride solution and the mixture extracted two times with dichloromethane. The combined extracts were washed with water, dried over magnesium sulfate and concentrated under reduced pressure to give a crude yellow oil. Flash chromatography (hexanes/ethyl acetate, 6:1 to 4:1) yielded the product as a colorless liquid (7.74 g, 81% yield). ^1H NMR (300 MHz, CDCl_3) δ 3.83 (m, 4H), 2.24 (s, 1H), 1.88 – 1.69 (m, 2H), 0.90 (s, 9H), 0.08 (s, 6H) ppm. ^{13}C NMR (75 MHz, CDCl_3) δ 63.0, 62.6, 34.4, 26.0, 18.3, -5.3 ppm. The data are in accordance with those reported in the literature.⁴



1-((tert-Butyldimethylsilyloxy)non-4-yn-3-ol (S6). A solution of oxalyl chloride (1.99 mL, 23.2 mmol) in dichloromethane (50 mL) was stirred at -60°C in a flame-dried Schlenk flask. A solution of DMSO (3.41 mL, 48 mmol) in dichloromethane (10 mL) was added. After stirring for 5 minutes, 3-((*tert*-butyl-dimethyl-silyloxy)-propan-1-ol (3.81 g, 20 mmol) was added dropwise at -60°C , followed by the dropwise addition of triethylamine (14.1 mL, 101 mmol). The mixture was allowed to warm to room temperature and the reaction was quenched with water (100 mL). The aqueous phase was extracted with dichloromethane, the combined organic layers were washed



³ X. C. Gonzalez-Avion, A. Mourino, N. Rochel, D. Moras, *J. Med. Chem.*, **2006**, 1509-1516.

⁴ C. D. Donner, *Org. Lett.*, **2013**, 1258-1261.

with brine, water and a second time with brine before being dried over magnesium sulfate. The solvents were removed under reduced pressure, the residue was dissolved in diethyl ether, the solution filtrated through a pad of Celite®, and the filtrate evaporated. The resulting crude aldehyde was used without further purification for the next step.

1-Hexyne (1.38 mL, 12 mmol) was dissolved in THF (25 mL) and the solution cooled in an acetone/dry ice bath. *n*BuLi (1.6 M in hexanes, 7.5 mL, 12 mmol) was added and stirring continued for 1 h at the same temperature before freshly prepared 3-((*tert*-butyldimethylsilyl)oxy)propanal (1.88 g, 10 mmol) was introduced. After another 1 h the mixture was allowed to warm to room temperature and the reaction was quenched with saturated ammonium chloride solution. The mixture was extracted two times with ethyl acetate, the combined organic layers were washed with brine, dried over magnesium sulfate and concentrated under reduced pressure. Flash chromatography (hexanes/ethyl acetate, 10:1) yielded the product as a pale yellow oil (2.29 g, 85% yield). ¹H NMR (400 MHz, CDCl₃) δ 4.54 (tt, *J* = 4.3, 2.2 Hz, 1H), 3.97 (ddd, *J* = 10.2, 7.6, 4.2 Hz, 1H), 3.77 (ddd, *J* = 10.4, 6.2, 4.5 Hz, 1H), 3.37 (s, 1H), 2.17 (td, *J* = 7.0, 2.0 Hz, 2H), 1.91 (ddt, *J* = 14.1, 7.6, 4.5 Hz, 1H), 1.80 (ddt, *J* = 14.1, 6.3, 4.2 Hz, 1H), 1.53 – 1.29 (m, 4H), 0.89 – 0.83 (m, 12H), 0.04 (s, 3H), 0.04 (s, 3H) ppm. ¹³C NMR (101 MHz, CDCl₃) δ 85.4, 80.7, 61.9, 61.2, 39.2, 30.8, 25.9, 22.0, 18.5, 18.2, 13.7, -5.5 ppm. IR (film, CHCl₃) 2955, 2929, 2858, 1470, 1253, 1099, 1006, 939, 832, 775 cm⁻¹. HRMS (ESI): *m/z* calculated for C₁₅H₃₀O₂SiNa [M+Na⁺]: 293.19073; found 293.19070.

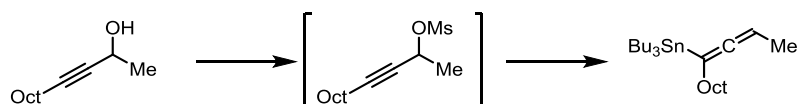
2-Bromo-8-phenyloct-1-en-5-yn-4-ol (S7). Sn powder (2.04 g, 17.2 mmol) was suspended in H₂O/Et₂O (25 mL/25 mL). 2,3-Dibromopropene (3.95 mL, 34 mmol, 85% purity) was added to the vigorously stirred suspension, followed by a few drops of concentrated aqueous HBr and 5-phenylpent-2-ynal (1.81 g, 11.4 mmol).⁵ Stirring was continued at room temperature until TLC showed complete conversion. The mixture was diluted with water and extracted two times with *tert*-butyl methyl ether. The combined organic layers were dried over magnesium sulfate and the volatile materials were removed under reduced pressure to give an orange oil. The crude material was purified by flash chromatography (hexanes/ethyl acetate, 9:1 to 4:1) to give the product as a yellow oil (2.4 g, 75% yield). ¹H NMR (400 MHz, CDCl₃) δ 7.38 – 7.31 (m, 2H), 7.26 (td, *J* = 6.5, 1.6 Hz, 3H), 5.72 (dt, *J* = 1.9, 1.1 Hz, 1H), 5.56 (d, *J* = 1.7 Hz, 1H), 4.69 (ddt, *J* = 7.6, 5.7, 1.9 Hz, 1H), 2.86 (t, *J* = 7.5 Hz, 2H), 2.84 – 2.71 (m, 2H), 2.55 (td, *J* = 7.5, 2.0 Hz, 2H), 2.41 (s, 1H) ppm. ¹³C NMR (101 MHz, CDCl₃) δ 140.5, 128.6, 128.5, 128.4, 126.4, 120.2, 85.7, 80.5, 60.5, 49.7, 34.9, 20.9 ppm. IR (film, CHCl₃) 3349, 3027, 2924, 1632, 1603, 1496, 1427, 1453, 1340, 1200, 1113, 1141, 1032, 891, 746, 697 cm⁻¹. HRMS (ESI): *m/z* calculated for C₁₄H₁₅OBrNa [M+Na⁺]: 301.01986; found 301.01972.

4-(3-Hydroxy-3-methylbut-1-yn-1-yl)benzonitrile (S8). Triethylamine (25 mL), bis(triphenylphosphine)-palladium(II) dichloride (105 mg, 0.15 mmol, 1 mol%) and copper iodide (86 mg, 0.45 mmol, 3 mol%) were successively added to a solution of *p*-bromobenzonitrile (2.73 g, 15 mmol) and 2-methyl-3-butyn-2-ol (1.74 mL, 18 mmol) in THF (5 mL). The Schlenk flask was sealed and the mixture heated to 60°C for 18 h before being left to cool to room temperature. The reaction was

⁵ C. K.-W. Kwong, M. Y. Fu, H. C.-H. Law, P. H. Toy, *Synlett* **2010**, 2617-2620.

quenched with ammonium chloride solution, the mixture was extracted two times with *tert*-butyl methyl ether, the combined extracts were washed with HCl (2 M) and brine, dried over magnesium sulfate and concentrated under reduced pressure. Flash chromatography (hexanes/ethyl acetate, 4:1) yielded the product as an orange solid. ^1H NMR (400 MHz, CDCl_3) δ 7.63 – 7.56 (m, 2H), 7.53 – 7.45 (m, 2H), 2.01 (s, 1H), 1.63 (s, 6H) ppm. ^{13}C NMR (101 MHz, CDCl_3) δ 131.4, 131.2, 127.0, 117.7, 110.9, 97.4, 79.9, 64.9, 30.5 ppm. IR (film, CHCl_3) 3404, 2979, 2240, 2225, 1600, 1497, 1456, 1401, 1361, 1272, 1161, 962, 905, 836, 560 cm^{-1} . HRMS (ESI): m/z calculated for $\text{C}_{12}\text{H}_{11}\text{NONa}$ [$\text{M}+\text{Na}^+$]: 208.07328; found 208.07350.

Tributyl(dodeca-2,3-dien-4-yl)stannane (S9).



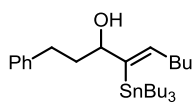
Et_3N (3.14 mL, 22.5 mmol) and MsCl (1.51 mL, 19.5 mmol) were slowly added to a solution of dodec-3-yn-2-ol (2.73 g, 15 mmol)⁶ in CH_2Cl_2 (20 mL) at -78°C and the mixture was stirred for 15 minutes at this temperature before it was placed into an ice bath. After another 30 minutes the mixture was poured onto HCl (1 M), the aqueous phase was extracted two times with CH_2Cl_2 , and the combined extracts were washed with water, dried over magnesium sulfate and concentrated under reduced pressure to give the crude mesylate which was used in the next step without further purification.

$n\text{BuLi}$ (1.6 M in hexanes, 9.4 mL, 15 mmol) was slowly added at 0°C to a solution of diisopropylamine (2.31 mL, 16.5 mmol) in THF (100 mL). After stirring for 30 minutes, Bu_3SnH (4.04 mL, 15 mmol) was introduced and stirring continued for another 20 minutes. The mixture was cooled to -78°C before $\text{CuBr}\cdot\text{Me}_2\text{S}$ (3.08 g, 15 mmol) was added. Another 30 minutes later, a solution of the crude mesylate in THF (10 mL) was added and stirring continued for 30 minutes before the mixture was poured onto vigorously stirred aqueous $\text{NH}_4\text{Cl}/\text{NH}_4\text{OH}$ (9:1). After 10 minutes the mixture was allowed to settle for 12 h. The layers were separated, the aqueous phase was extracted with *tert*-butyl methyl ether, the combined organic layers were washed with brine, dried over magnesium sulfate and concentrated under reduced pressure. Flash chromatography (hexanes/ Et_3N , 100:1) yielded the product as a colorless liquid contaminated with small amounts of $(\text{Bu}_3\text{Sn})_2$ (6.02 g, 88% yield). ^1H NMR (400 MHz, CDCl_3) δ 4.67 – 4.43 (m, 1H), 2.05 (td, $J = 7.8, 7.4, 2.8$ Hz, 2H), 1.59 (d, $J = 6.8$ Hz, 3H), 1.54 – 1.45 (m, 7H), 1.44 – 1.15 (m, 24H), 1.02 – 0.80 (m, 29H) ppm. ^{13}C NMR (101 MHz, CDCl_3) δ 203.2, 93.0, 76.2, 33.3, 32.1, 30.8, 30.1, 29.6, 29.5, 29.4, 29.2, 27.5, 22.9, 14.3, 13.9, 10.3 ppm. ^{119}Sn NMR (149 MHz, CDCl_3) δ -31.9 ppm.

⁶ X. Li, H. Jiang, E. W. Uffman, L. Guo, Y. Zhang, X. Yang, V. B. Birman, *J. Org. Chem.*, **2012**, 1722–1737.

trans-Hydrostannation

Representative Procedure for the *trans*-Hydrostannation of Propargyl Alcohols. (Z)-1-Phenyl-4-(tributylstannyl)non-4-en-3-ol (1). Cp*RuCl₂]_n (77 mg, 0.25 mmol, 1 mol%) was added to a

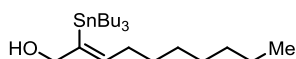


solution of 1-phenylnon-4-yn-3-ol (5.4 g, 25 mmol) in CH₂Cl₂ (100 mL), followed by slow addition of tributyltin hydride (7.1 mL, 26.3 mmol) over 1 h via syringe pump. Stirring was

continued for another 5 minutes before all volatile materials were removed under reduced pressure. The crude material was purified by flash chromatography (hexanes/ethyl acetate) to give the product as a pale brown syrup (11.8 g, 93%). ¹H NMR (400 MHz, CDCl₃) δ 7.32 – 7.24 (m, 2H), 7.23 – 7.12 (m, 3H), 6.38 – 5.96 (m, 1H), 4.35 – 4.01 (m, 1H), 2.64 (qdd, *J* = 13.8, 9.8, 6.1 Hz, 2H), 2.13 – 1.95 (m, 2H), 1.83 (dddd, *J* = 13.3, 9.7, 7.2, 6.0 Hz, 1H), 1.71 (ddt, *J* = 13.5, 10.0, 6.3 Hz, 1H), 1.60 – 1.40 (m, 8H), 1.40 – 1.21 (m, 9H), 1.04 – 0.79 (m, 18H) ppm. ¹³C NMR (101 MHz, CDCl₃) δ 147.6, 142.3, 141.4, 128.6, 128.5, 125.9, 79.6, 39.4, 34.2, 32.5, 29.4, 27.6, 22.7, 14.2, 13.8, 11.2 ppm. ¹¹⁹Sn NMR (149 MHz, CDCl₃) δ -55.09 ppm. IR (film, CHCl₃) 2955, 2923, 2871, 2854, 1616, 1496, 1456, 1419, 1376, 1340, 1290, 1201, 1072, 1048, 1002, 961, 926, 863, 746, 697, 664 cm⁻¹. HRMS (ESI): *m/z* calculated for C₂₇H₄₈OSnNa [M+Na⁺]: 531.26186; found 531.26185.

The following compounds were prepared analogously:

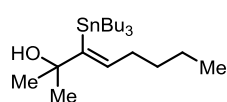
(Z)-2-(Tributylstannyl)dec-2-en-1-ol (S10). 97% yield (3.1 g). ¹H NMR (400 MHz, CDCl₃) δ 6.25 (tt, *J* = 7.2, 1.4 Hz,



1H), 4.28 – 4.12 (m, 2H), 2.04 (q, *J* = 7.4 Hz, 2H), 1.61 – 1.44 (m, 6H), 1.43 – 1.25 (m, 16H), 1.22 (t, *J* = 6.0 Hz, 1H), 1.02 – 0.94 (m, 6H), 0.94 – 0.87 (m, 12H) ppm. ¹³C

NMR (101 MHz, CDCl₃) δ 143.0, 142.2, 70.7, 34.8, 32.0, 30.2, 29.6, 29.4, 29.4, 27.6, 22.8, 14.3, 13.9, 10.3 ppm. ¹¹⁹Sn NMR (149 MHz, CDCl₃) δ -52.7 ppm. IR (film, CHCl₃) 3305, 2955, 2922, 2871, 2852, 1462, 1418, 1376, 1340, 1290, 1181, 1148, 1072, 1000, 960, 862, 806, 769 cm⁻¹. HRMS (ESI): *m/z* calculated for C₂₂H₄₅OSn [M-H⁺]: 445.24972; found 445.25028.

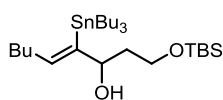
(Z)-2-methyl-3-(tributylstannyl)oct-3-en-2-ol (S11). 90% yield (3.11 g). ¹H NMR (400 MHz, CDCl₃) δ 6.36 – 5.86



(m, 1H), 2.11 – 1.94 (m, 2H), 1.57 – 1.40 (m, 6H), 1.38 – 1.30 (m, 12H), 1.29 (s, 6H), 0.97 – 0.83 (m, 17H) ppm. ¹³C NMR (101 MHz, CDCl₃) δ 153.0, 136.6, 75.4, 33.8, 32.6, 30.9, 29.4, 27.6, 22.8, 14.3, 13.9, 12.3 ppm. ¹¹⁹Sn NMR (149 MHz, CDCl₃) δ -55.51 ppm. IR

(film, CHCl₃) 3456, 2955, 2921, 2871, 2854, 1616, 1462, 1376, 1360, 1133, 1071, 1002, 960, 911, 860, 761, 665 cm⁻¹. HRMS (ESI): *m/z* calculated for C₂₁H₄₄OSnNa [M+Na⁺]: 455.23056; found 455.23087.

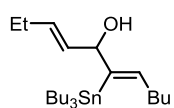
(Z)-1-((*tert*-Butyldimethylsilyl)oxy)-4-(tributylstannyl)non-4-en-3-ol (S12). 81% yield (1.86 g). ¹H NMR (400



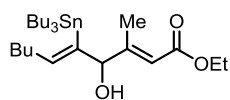
MHz, CDCl₃) δ 6.20 (td, *J* = 7.2, 1.2 Hz, 1H), 4.48 – 4.18 (m, 1H), 3.94 – 3.72 (m, 3H), 3.16 (d, *J* = 2.2 Hz, 1H), 2.02 (td, *J* = 8.9, 8.1, 5.9 Hz, 2H), 1.79 – 1.64 (m, 2H), 1.58 – 1.40 (m, 7H), 1.40 – 1.20 (m, 11H), 1.01 – 0.76 (m, 21H), 0.07 (s, 9H) ppm. ¹³C NMR (101 MHz,

CDCl₃) δ 147.2, 140.1, 79.3, 62.5, 39.7, 34.1, 32.5, 29.4, 27.6, 26.0, 22.7, 18.3, 14.2, 13.8, 11.2, -5.4 ppm. ¹¹⁹Sn NMR (149 MHz, CDCl₃) δ -55.1 ppm. IR (film, CHCl₃) 2954, 2926, 2856, 1463, 1377, 1254, 1093, 1004, 961, 939, 834, 775, 729, 664 cm⁻¹. HRMS (ESI): *m/z* calculated for C₂₇H₅₈O₂SiSnNa [M+Na⁺]: 585.31196; found 585.31235.

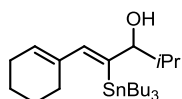
(3E,6Z)-6-(tributylstannyl)undeca-3,6-dien-5-ol (S13). 41% yield (1.3 g). ¹H NMR (400 MHz, CDCl₃) δ 6.20 (td, *J* = 7.2, 1.1 Hz, 1H), 5.64 (dtd, *J* = 15.5, 6.2, 1.3 Hz, 1H), 5.43 (ddt, *J* = 15.4, 5.9, 1.6 Hz, 1H), 4.63 (ddt, *J* = 5.9, 3.5, 1.1 Hz, 1H), 2.12 – 1.93 (m, 3H), 1.54 – 1.40 (m, 6H), 1.39 – 1.22 (m, 10H), 0.99 (t, *J* = 7.4 Hz, 3H), 0.97 – 0.84 (m, 20H) ppm. ¹³C NMR (101 MHz, CDCl₃) δ 146.3, 141.1, 133.3, 131.9, 80.2, 34.2, 32.4, 29.4, 27.6, 25.4, 22.8, 14.2, 13.9, 13.5, 11.2 ppm. ¹¹⁹Sn NMR (149 MHz, CDCl₃) δ -53.6 ppm. IR (film, CHCl₃) 2956, 2922, 2853, 2871, 1458, 1376, 1071, 1001, 966, 863, 666, 594 cm⁻¹. HRMS (ESI): *m/z* calculated for C₂₃H₄₆OSnNa [M+Na⁺]: 481.24621; found 481.24621.



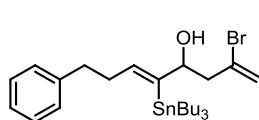
Ethyl (2E,5Z)-4-hydroxy-3-methyl-5-(tributylstannyl)deca-2,5-dienoate (S14). 72% yield (2.96 g). ¹H NMR (400 MHz, CDCl₃) δ 6.24 (td, *J* = 7.2, 1.0 Hz, 1H), 6.04 (p, *J* = 1.4 Hz, 1H), 4.71 – 4.45 (m, 1H), 4.16 (q, *J* = 7.1 Hz, 2H), 2.11 – 2.03 (m, 2H), 2.02 (d, *J* = 1.2 Hz, 3H), 1.66 (d, *J* = 3.4 Hz, 1H), 1.44 (dddd, *J* = 14.1, 8.4, 7.1, 4.0 Hz, 5H), 1.40 – 1.19 (m, 13H), 0.97 – 0.83 (m, 19H) ppm. ¹³C NMR (101 MHz, CDCl₃) δ 167.1, 158.9, 145.1, 144.0, 114.9, 83.7, 59.7, 34.1, 32.3, 29.3, 27.5, 22.7, 16.3, 14.5, 14.2, 13.8, 11.3 ppm. ¹¹⁹Sn NMR (149 MHz, CDCl₃) δ -49.65 ppm. IR (film, CHCl₃) 3482, 2955, 2923, 2871, 2854, 1718, 1698, 1650, 1463, 1377, 1340, 1288, 1210, 1142, 1093, 1043 cm⁻¹. HRMS (ESI): *m/z* calculated for C₂₅H₄₈O₃SnNa [M+Na⁺]: 539.25169; found 539.25226.



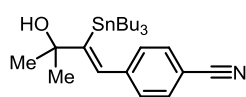
(Z)-1-(Cyclohex-1-en-1-yl)-4-methyl-2-(tributylstannyl)pent-1-en-3-ol (S15). 72% yield (3.36 g). ¹H NMR (400 MHz, CDCl₃) δ 6.53 (h, *J* = 1.1 Hz, 1H), 5.58 (dh, *J* = 3.5, 1.5 Hz, 1H), 4.03 – 3.64 (m, 1H), 2.18 – 1.86 (m, 4H), 1.68 – 1.53 (m, 6H), 1.53 – 1.36 (m, 7H), 1.36 – 1.25 (m, 6H), 0.99 – 0.78 (m, 20H) ppm. ¹³C NMR (101 MHz, CDCl₃) δ 147.4, 143.3, 139.3, 123.8, 85.3, 33.6, 29.4, 28.9, 27.7, 25.6, 22.7, 22.2, 20.2, 17.7, 13.9, 12.0 ppm. ¹¹⁹Sn NMR (149 MHz, CDCl₃) δ -51.6 ppm. IR (film, CHCl₃) 3449, 2955, 2924, 2871, 1597, 1459, 1364, 1266, 1236, 1201, 1137, 1076, 1021, 960, 924, 848, 802, 724, 665, cm⁻¹. HRMS (ESI): *m/z* calculated for C₂₄H₄₅OSn [M-H⁺]: 469.24972; found 469.24941.

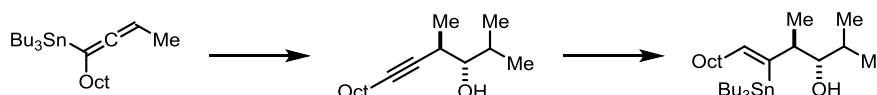


(Z)-2-Bromo-8-phenyl-5-(tributylstannyl)octa-1,5-dien-4-ol (S16). 45% yield (1.55 g). ¹H NMR (400 MHz, CDCl₃) δ 7.34 – 7.25 (m, 2H), 7.24 – 7.13 (m, 3H), 6.33 (td, *J* = 7.2, 1.1 Hz, 1H), 5.66 (q, *J* = 1.0 Hz, 1H), 5.53 (d, *J* = 1.6 Hz, 1H), 4.61 – 4.38 (m, 1H), 2.75 – 2.62 (m, 2H), 2.60 – 2.47 (m, 2H), 2.43 – 2.29 (m, 2H), 1.69 (d, *J* = 2.7 Hz, 1H), 1.60 – 1.38 (m, 6H), 1.38 – 1.23 (m, 6H), 1.10 – 0.93 (m, 6H), 0.89 (t, *J* = 7.3 Hz, 9H) ppm. ¹³C NMR (101 MHz, CDCl₃) δ 146.8, 141.8, 140.5, 130.8, 128.5, 128.5, 126.1, 119.6, 76.4, 50.0, 36.5, 36.3, 29.4, 27.6, 13.9, 11.3 ppm. ¹¹⁹Sn NMR (149 MHz, CDCl₃) δ -53.85 ppm. IR (film, CHCl₃) 2954, 2922, 2870, 2853, 1629, 1496, 1454, 1376, 1290, 1199, 1123, 1072, 1029, 961, 884, 746, 697 cm⁻¹. HRMS (ESI): *m/z* calculated for C₂₆H₄₃BrOSnNa [M+Na⁺]: 593.14109; found 593.14118.



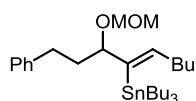
(Z)-4-(3-Hydroxy-3-methyl-2-(tributylstannyl)but-1-en-1-yl)benzonitrile (S17). 78% yield (2.63 g). ¹H NMR (400 MHz, CDCl₃) δ 7.60 – 7.53 (m, 2H), 7.29 (s, 1H), 7.27 – 7.23 (m, 2H), 1.61 (s, 1H), 1.41 (s, 6H), 1.39 – 1.26 (m, 6H), 1.26 – 1.15 (m, 6H), 0.83 (t, *J* = 7.2 Hz, 9H), 0.79 – 0.55 (m, 6H) ppm. ¹³C NMR (101 MHz, CDCl₃) δ 163.5, 146.0, 135.4, 131.9, 129.0, 119.1, 110.4, 76.2, 31.1, 29.2, 27.5, 13.8, 12.9 ppm. ¹¹⁹Sn NMR (149 MHz, CDCl₃) δ -53.0 ppm. IR (film, CHCl₃) 3507, 2955, 2921, 2871, 2228, 1602, 1500, 1462, 1362, 1201, 1142, 1073, 1020, 959, 931, 876, 849, 823, 797, 724, 667, 594 cm⁻¹. HRMS (ESI): *m/z* calculated for C₂₄H₃₉NOSnNa [M+Na⁺]: 500.19451; found 500.19430.



***anti*-(Z)-2,4-Dimethyl-5-(tributylstannyl)tetradec-5-en-3-ol (S18)**

SnCl₄ (1 M in CH₂Cl₂, 6.0 mL, 6 mmol) was slowly added at -78°C to a solution of tributyl(dodeca-2,3-dien-4-yl)stannane (2.73 g, 6.0 mmol) in CH₂Cl₂ (5 mL) and the resulting mixture was stirred for 40 minutes before a solution of isobutyraldehyde (1.64 mL, 18 mmol) in CH₂Cl₂ (5 mL) was slowly introduced. After being stirred at the same temperature for 1 h, the reaction was quenched with saturated ammonium chloride solution. The mixture was extracted two times with CH₂Cl₂, the combined extracts were washed with water, dried over magnesium sulfate and concentrated under reduced pressure. Flash chromatography (hexanes/ethyl acetate, 30:1) yielded the product as a pale yellow oil (1.44 g, quant.).

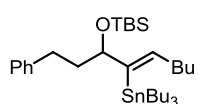
Bu₃SnH (1.78 mL, 6.6 mmol) was added over 1 h by means of a syringe pump to a solution of *anti*-2,4-dimethyltetradec-5-yn-3-ol (1.44 g, 6.0 mmol) and [Cp**Ru*Cl]₄ (82 mg, 0.3 mmol, 5 mol%) in CH₂Cl₂ (25 mL). Upon complete addition, all volatile materials were removed and the residue loaded onto a column. Flash chromatography (hexanes/ethyl acetate, 30:1) yielded the product as a slightly impure pale brown oil (1.56 g, 49% yield over 2 steps, α/β = 10:1). ¹H NMR (400 MHz, CDCl₃) δ 6.37 – 5.94 (m, 1H), 3.16 (dt, *J* = 9.5, 2.1 Hz, 1H), 2.38 – 2.26 (m, 1H), 2.02 (p, *J* = 6.4, 5.7 Hz, 2H), 1.87 – 1.75 (m, 1H), 1.52 – 1.41 (m, 6H), 1.40 – 1.19 (m, 20H), 1.03 (d, *J* = 6.9 Hz, 3H), 0.99 – 0.79 (m, 23H) ppm. ¹³C NMR (101 MHz, CDCl₃) δ 147.7, 143.8, 77.9, 49.6, 34.9, 32.0, 30.5, 29.7, 29.7, 29.4, 29.4, 28.0, 27.6, 27.0, 22.8, 21.1, 18.0(2C), 17.7, 14.3(2C), 13.8, 11.6 ppm. ¹¹⁹Sn NMR (149 MHz, CDCl₃) δ -54.9 ppm. IR (film, CHCl₃) 2956, 2923, 2872, 2853, 1462, 1377, 1174, 1073, 991, 875, 758, 666, 594, 504 cm⁻¹. HRMS (ESI): *m/z* calculated for C₂₈H₅₇OSn [M]: 529.34362; found 529.34430.

(Z)-Tributyl(3-(methoxymethoxy)-1-phenylnon-4-en-4-yl)stannane (S19). TBAI (185 mg, 0.5 mmol, 10 mol%)

and Hünig's base (1.74 mL, 10 mmol) were added to a solution of (Z)-1-phenyl-4-(tributylstannyl)non-4-en-3-ol (2.53 g, 5.0 mmol) in CH₂Cl₂ (20 mL) followed by dropwise addition of MOMCl (570 μL, 7.5 mmol). The mixture was stirred for 18 h at ambient

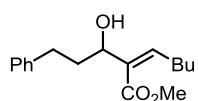
temperature. The reaction was quenched with saturated ammonium chloride solution. The mixture was extracted two times with *tert*-butyl methyl ether, the combined organic phases were washed with brine, dried over magnesium sulfate and concentrated under reduced pressure. Flash chromatography (hexanes/ethyl acetate, 30:1) yielded the product as a colorless oil (2.62 g, 95% yield). ¹H NMR (300 MHz, CDCl₃) δ 7.32 – 7.24 (m, 2H), 7.22 – 7.13 (m, 3H), 6.46 – 5.87 (m, 1H), 4.66 (d, *J* = 6.5 Hz, 1H), 4.47 (d, *J* = 6.5 Hz, 1H), 4.25 – 3.92 (m, 1H), 3.37 (s, 3H), 2.80 – 2.51 (m, 2H), 2.07 (dddd, *J* = 8.8, 7.0, 4.9, 1.8 Hz, 2H), 1.91 (dddd, *J* = 13.2, 10.5, 7.2, 5.9 Hz, 1H), 1.68 (ddt, *J* = 13.5, 10.6, 6.1 Hz, 1H), 1.60 – 1.41 (m, 6H), 1.41 – 1.14 (m, 10H), 1.01 – 0.79 (m, 18H) ppm. ¹³C NMR (75 MHz, CDCl₃) δ 144.9, 144.1, 142.5, 128.5, 128.5, 93.4, 84.0, 55.6, 38.4, 34.3, 32.6, 29.4, 27.6, 22.8, 14.2, 13.8, 11.3 ppm. IR (film, CHCl₃) 2954, 2923, 2871, 2855, 1614, 1496, 1455, 1376, 1177, 1147, 1094, 1030, 960, 920, 863, 746, 697 cm⁻¹. HRMS (ESI): *m/z* calculated for C₂₉H₅₂O₂SnNa [M+Na⁺]: 575.28808; found 575.28862.

(Z)-tert-Butyldimethyl((1-phenyl-4-(tributylstannyl)non-4-en-3-yl)oxy)silane (S20). DMAP (61 mg, 0.5 mmol, 10 mol%), imidazole (681 mg, 10 mmol) and *tert*-butyldimethylsilyl chloride (1.13 g, 7.5 mmol) were successively added to a solution of (Z)-1-phenyl-4-(tributylstannyl)non-4-en-3-ol (2.53 g, 5.0 mmol) in CH₂Cl₂ (20 mL). The mixture was stirred for 18 h at ambient temperature before the reaction was quenched with saturated ammonium chloride solution. The mixture was extracted two times with *tert*-butyl methyl ether, the combined extracts were washed with brine, dried over magnesium sulfate and concentrated under reduced pressure. Flash chromatography (hexanes/ethyl acetate, 30:1) yielded the product as a colorless oil (2.89 g, 93% yield). ¹H NMR (300 MHz, CDCl₃) δ 7.32 – 7.22 (m, 2H), 7.22 – 7.11 (m, 3H), 6.08 (td, *J* = 7.2, 1.0 Hz, 1H), 4.11 (td, *J* = 6.6, 0.9 Hz, 1H), 2.63 – 2.43 (m, 2H), 2.13 – 1.90 (m, 2H), 1.76 (ddt, *J* = 13.5, 10.8, 6.2 Hz, 1H), 1.65 (dddd, *J* = 13.4, 10.8, 6.7, 5.6 Hz, 1H), 1.60 – 1.40 (m, 6H), 1.40 – 1.23 (m, 10H), 1.03 – 0.71 (m, 27H), 0.00 (d, *J* = 17.2 Hz, 6H) ppm. ¹³C NMR (75 MHz, CDCl₃) δ 148.1, 142.8, 140.41, 128.5, 128.4, 125.7, 81.1, 41.0, 34.2, 32.6, 32.5, 29.5, 27.7, 26.2, 22.8, 18.4, 14.3, 13.8, 11.3, -3.9, -4.6 ppm. ¹¹⁹Sn NMR (149 MHz, CDCl₃) δ -57.69 ppm. IR (film, CHCl₃) 3027, 2926, 2855, 1616, 1496, 1462, 1417, 1377, 1360, 1291, 1251, 1175, 1152, 1066, 1004, 963, 938, 875, 834, 773, 746, 697, 666 cm⁻¹. HRMS (ESI): *m/z* calculated for C₃₃H₆₂O₂SiSnNa [M+Na⁺]: 645.34834; found 645.34898.



Methoxycarbonylation

Representative Procedure for the Oxidative Methoxycarbonylation of Alkenyl Stannanes. Methyl (Z)-2-(1-

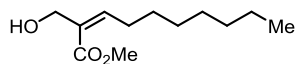


hydroxy-3-phenylpropyl)hept-2-enoate (2). *p*-Benzoquinone (405 mg, 3.75 mmol), Ph₃As (77 mg, 0.25 mmol, 10 mol%) and Pd(OAc)₂ (28 mg, 0.125 mmol, 5 mol%) were added to a solution of (Z)-1-phenyl-4-(tributylstannyl)non-4-en-3-ol (**1**) (1.27 g, 2.5 mmol) in TFA in

MeOH (0.1 M, 10 mL). The Schlenk flask was flushed for 2 minutes with CO before the mixture was stirred under CO atmosphere (balloon) at room temperature for 12 h. The flask was vented, the mixture was diluted with *tert*-butyl methyl ether and filtered through a plug of Celite®. The filtrate was evaporated and the crude material purified by flash chromatography (hexanes/ethyl acetate, 19:1) to give the product as a colorless oil (660 mg, 86% yield). ¹H NMR (400 MHz, CDCl₃) δ 7.31 – 7.25 (m, 2H), 7.22 – 7.15 (m, 3H), 6.13 (td, *J* = 7.5, 0.9 Hz, 1H), 4.23 (d, *J* = 8.7 Hz, 1H), 3.77 (s, 3H), 2.83 – 2.60 (m, 3H), 2.42 (q, *J* = 7.3 Hz, 2H), 2.04 – 1.86 (m, 2H), 1.47 – 1.24 (m, 4H), 0.91 (t, *J* = 7.2 Hz, 3H) ppm. ¹³C NMR (101 MHz, CDCl₃) δ 168.2, 143.5, 141.9, 133.7, 128.6, 128.5, 126.0, 74.0, 51.5, 38.2, 32.4, 31.5, 29.3, 22.5, 14.0 ppm. IR (film, CHCl₃) 3435, 3027, 2954, 2927, 2859, 1706, 1496, 1454, 1435, 1378, 1205, 1143, 1032, 748, 700 cm⁻¹. HRMS (ESI): *m/z* calculated for C₁₇H₂₄O₃Na [M+Na⁺]: 299.16176; found 299.16188.

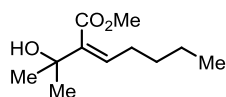
The following compounds were prepared analogously:

Methyl (Z)-2-(hydroxymethyl)dec-2-enoate (4). 68% yield (145 mg). ¹H NMR (400 MHz, CDCl₃) δ 6.23 (tt, *J* = 7.3, 1.0 Hz, 1H), 4.21 (q, *J* = 1.0 Hz, 2H), 3.76 (s, 3H), 2.58 – 2.46 (m, 2H), 2.43 (s, 1H), 1.49 – 1.35 (m, 2H), 1.35 – 1.16 (m, 8H), 1.00 – 0.70 (m, 3H) ppm. ¹³C NMR



(101 MHz, CDCl₃) δ 167.7, 147.0, 130.5, 65.3, 51.5, 31.9, 29.6, 29.2, 22.7, 14.2 ppm. IR (film, CHCl₃) 3432, 2954, 2924, 2855, 1706, 1650, 1435, 1380, 1339, 1204, 1145, 1103, 1046, 1011 cm⁻¹. HRMS (ESI): *m/z* calculated for C₁₂H₂₂O₃Na [M+Na⁺]: 237.14611; found 237.14618.

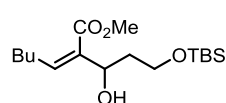
Methyl (Z)-2-(2-hydroxypropan-2-yl)hept-2-enoate (5). 63% yield (63 mg). ¹H NMR (400 MHz, CDCl₃) δ 5.99 (t,



J = 7.5 Hz, 1H), 3.80 (s, 3H), 3.01 (s, 1H), 2.20 (q, *J* = 7.4 Hz, 2H), 1.41 (s, 6H), 1.40 – 1.22 (m, 4H), 0.90 (t, *J* = 7.1 Hz, 3H) ppm. ¹³C NMR (101 MHz, CDCl₃) δ 170.0, 139.4, 135.3, 71.8, 51.7, 31.5, 29.6, 29.4, 22.5, 14.0 ppm. IR (film, CHCl₃) 3436, 2956, 2931, 2860,

1719, 1458, 1434, 1356, 1255, 1204, 1127, 1038, 966 cm⁻¹. HRMS (ESI): *m/z* calculated for C₁₁H₂₀O₃Na [M+Na⁺]: 223.13046; found 223.13068.

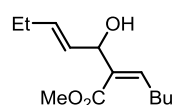
Methyl (Z)-2-(3-((*tert*-butyldimethylsilyl)oxy)-1-hydroxypropyl)hept-2-enoate (6). 77% yield (128 mg). ¹H NMR



(400 MHz, CDCl₃) δ 6.28 (td, *J* = 7.5, 1.3 Hz, 1H), 4.63 – 4.53 (m, 1H), 3.88 – 3.75 (m, 3H), 3.74 (s, 3H), 2.45 (qdd, *J* = 7.4, 2.1, 1.0 Hz, 2H), 1.93 – 1.83 (m, 1H), 1.81 – 1.69 (m, 1H), 1.49 – 1.27 (m, 4H), 0.94 – 0.84 (m, 13H), 0.10 – 0.01 (m, 6H) ppm. ¹³C NMR (101 MHz,

CDCl₃) δ 168.0, 142.4, 133.5, 72.3, 62.1, 51.4, 38.2, 31.6, 29.3, 26.0, 22.6, 18.3, 14.1, -5.4 ppm. IR (film, CHCl₃) 3487, 2929, 2954, 2858, 1708, 1435, 1464, 1379, 1254, 1202, 1151, 1096, 1006, 914, 833, 776, 732 cm⁻¹. HRMS (ESI): *m/z* calculated for C₁₇H₃₅O₄Si [M+H⁺]: 331.22991; found 331.22998.

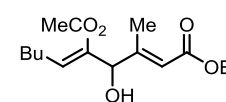
Methyl (Z)-2-((*E*)-1-hydroxypent-2-en-1-yl)hept-2-enoate (7). 72% yield (81 mg). ¹H NMR (400 MHz, CDCl₃) δ



6.17 (td, *J* = 7.5, 1.0 Hz, 1H), 5.73 (dtd, *J* = 15.5, 6.3, 1.2 Hz, 1H), 5.54 (ddt, *J* = 15.4, 6.3, 1.5 Hz, 1H), 4.76 (t, *J* = 6.5 Hz, 1H), 3.77 (s, 3H), 2.72 (d, *J* = 6.8 Hz, 1H), 2.43 (q, *J* = 7.3 Hz, 2H), 2.10 – 1.99 (m, 2H), 1.50 – 1.25 (m, 4H), 0.98 (t, *J* = 7.5 Hz, 3H), 0.90 (t, *J* = 7.2 Hz, 3H) ppm. ¹³C NMR

(101 MHz, CDCl₃) δ 168.1, 143.6, 134.7, 133.3, 129.5, 74.6, 51.5, 31.4, 29.3, 25.4, 22.5, 14.0, 13.5 ppm. IR (film, CHCl₃) 3434, 2959, 2929, 2873, 1707, 1435, 1377, 1204, 1150, 1081, 1021, 966, 911, 799, 731 cm⁻¹. HRMS (ESI): *m/z* calculated for C₁₃H₂₂O₃Na [M+Na⁺]: 249.14611; found 249.14620.

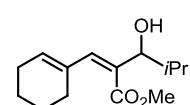
Ethyl (2*E*,5*Z*)-5-acetoxy-4-hydroxy-3-methyldeca-2,5-dienoate (8). 80% yield (113 mg). ¹H NMR (400 MHz,



CDCl₃) δ 6.20 (td, *J* = 7.6, 0.7 Hz, 1H), 6.07 (p, *J* = 1.4 Hz, 1H), 4.81 – 4.73 (m, 1H), 4.16 (qd, *J* = 7.1, 1.2 Hz, 2H), 3.76 (s, 3H), 3.00 (d, *J* = 7.2 Hz, 1H), 2.47 (q, *J* = 7.4 Hz, 2H), 2.05 (dd, *J* = 1.4, 0.6 Hz, 3H), 1.49 – 1.30 (m, 4H), 1.28 (t, *J* = 7.1 Hz, 3H), 0.91 (t, *J* = 7.2 Hz,

3H) ppm. ¹³C NMR (101 MHz, CDCl₃) δ 167.7, 166.9, 157.3, 146.7, 130.9, 116.1, 77.8, 60.0, 51.8, 31.3, 29.5, 22.6, 16.0, 14.4, 14.0 ppm. IR (film, CHCl₃) 3488, 2957, 2930, 2873, 1775, 1713, 1654, 1435, 1368, 1344, 1206, 1144, 1095, 1039 cm⁻¹. HRMS (ESI): *m/z* calculated for C₁₅H₂₄O₅Na [M+Na⁺]: 307.15159; found 307.15176.

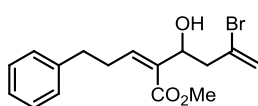
Methyl (Z)-2-(cyclohex-1-en-1-ylmethylene)-3-hydroxy-4-methylpentanoate (9). 55% yield (65 mg). ¹H NMR



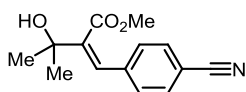
(400 MHz, CDCl₃) δ 6.17 (p, *J* = 1.0 Hz, 1H), 5.86 (ddt, *J* = 4.0, 2.7, 1.2 Hz, 1H), 3.80 (ddd, *J* = 8.0, 6.2, 0.9 Hz, 1H), 3.76 (s, 3H), 2.22 (d, *J* = 6.2 Hz, 1H), 2.18 – 2.09 (m, 2H), 2.09 – 2.01 (m, 2H), 1.83 – 1.70 (m, 1H), 1.66 – 1.57 (m, 4H), 1.00 (d, *J* = 6.6 Hz, 3H), 0.88 (d, *J* = 6.7 Hz, 3H)

ppm. ¹³C NMR (101 MHz, CDCl₃) δ 170.3, 137.4, 134.5, 133.7, 130.9, 81.7, 51.8, 33.1, 26.4, 26.2, 22.8, 22.0, 19.6, 18.6 ppm. IR (film, CHCl₃) 3482, 2931, 2868, 1774, 1716, 1635, 1435, 1366, 1214, 1180, 1135, 1102, 1017, 981, 927, 872 cm⁻¹. HRMS (ESI): *m/z* calculated for C₁₄H₂₂O₃Na [M+Na⁺]: 261.14611; found 261.14632.

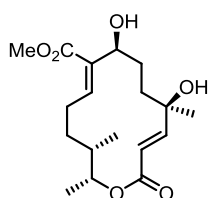
Methyl (Z)-5-bromo-3-hydroxy-2-(3-phenylpropylidene)hex-5-enoate (10). 87% yield (147 mg). ¹H NMR (400 MHz, CDCl₃) δ 7.29 (ddd, *J* = 9.1, 6.4, 0.9 Hz, 2H), 7.20 (td, *J* = 6.5, 1.7 Hz, 3H), 6.35 – 6.27 (m, 1H), 5.63 (dt, *J* = 1.9, 1.0 Hz, 1H), 5.49 (d, *J* = 1.6 Hz, 1H), 4.59 (tdd, *J* = 7.1, 6.0, 0.9 Hz, 1H), 3.78 (s, 3H), 2.83 – 2.68 (m, 7H) ppm. ¹³C NMR (101 MHz, CDCl₃) δ 167.5, 143.5, 141.2, 132.5, 130.25, 128.5, 126.2, 119.8, 72.2, 51.7, 48.7, 35.4, 31.3 ppm. IR (film, CHCl₃) 3463, 3026, 2949, 1703, 1631, 1603, 1496, 1435, 1453, 1381, 1332, 1200, 1111, 1050, 1005, 890, 793, 748, 698 cm⁻¹. HRMS (ESI): *m/z* calculated for C₁₆H₁₉BrO₃Na [M+Na⁺]: 361.04099; found 361.04241.



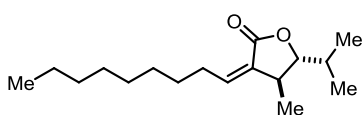
Methyl (Z)-2-(4-cyanobenzylidene)-3-hydroxy-3-methylbutanoate (11). 73% yield (89 mg). ¹H NMR (400 MHz, CDCl₃) δ 7.64 – 7.54 (m, 2H), 7.36 – 7.29 (m, 2H), 6.86 (s, 1H), 3.64 (s, 3H), 2.49 (s, 1H), 1.52 (s, 6H) ppm. ¹³C NMR (101 MHz, CDCl₃) δ 169.7, 145.0, 140.6, 132.2, 128.6, 127.1, 118.7, 111.5, 72.3, 52.3, 29.4 ppm. IR (film, CHCl₃) 3430, 2977, 2228, 1721, 1638, 1605, 1512, 1435, 1353, 1313, 1286, 1206, 1175, 1041, 966, 944, 893, 824, 759, 677 cm⁻¹. HRMS (ESI): *m/z* calculated for C₁₄H₁₅NO₃Na [M+Na⁺]: 268.09441; found 268.09435.



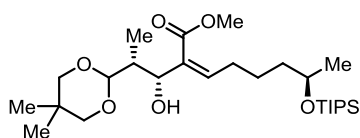
Methyl (2R,3S,6Z,8S,11R,12E)-8,11-dihydroxy-2,3,11-trimethyl-14-oxooxacyclotetra-deca-6,12-diene-7-carboxylate (12). 69% yield (10.3 mg). [*a*]_D²⁰: -58.3° (c 0.83 in CHCl₃). ¹H NMR (300 MHz, CDCl₃) δ 6.77 (d, *J* = 15.7 Hz, 1H), 6.25 (dd, *J* = 9.2, 5.0 Hz, 1H), 5.98 (d, *J* = 15.7 Hz, 1H), 4.63 (dq, *J* = 9.9, 6.2 Hz, 1H), 4.21 (s, 1H), 3.77 (s, 3H), 2.76 (dddd, *J* = 16.2, 9.3, 6.8, 4.5 Hz, 1H), 2.60 (s, 1H), 2.31 – 2.10 (m, 1H), 1.96 – 1.81 (m, 2H), 1.81 – 1.65 (m, 2H), 1.65 – 1.40 (m, 2H), 1.35 (s, 4H), 1.31 (d, *J* = 6.3 Hz, 4H), 0.96 (d, *J* = 6.9 Hz, 3H) ppm. ¹³C NMR (75 MHz, CDCl₃) δ 168.1, 165.8, 153.4, 145.6, 132.3, 120.2, 76.3, 75.6, 73.6, 51.7, 39.3, 38.9, 33.3, 31.6, 28.8, 27.4, 19.2, 18.0 ppm. IR (film, CHCl₃) 3434, 2954, 2933, 2874, 1703, 1642, 1439, 1377, 1267, 1226, 1153, 1107, 1041, 987 cm⁻¹. HRMS (ESI): *m/z* calculated for C₁₈H₂₈O₆Na [M+Na⁺]: 363.17781; found 363.17801.



anti-(Z)-5-Isopropyl-4-methyl-3-nonylidenedihydrofuran-2(3H)-one (13). 60% yield (79 mg). ¹H NMR (300 MHz, CDCl₃) δ 6.08 (td, *J* = 7.6, 2.2 Hz, 1H), 3.75 (t, *J* = 5.7 Hz, 1H), 2.72 (tdd, *J* = 7.6, 5.2, 1.6 Hz, 3H), 1.84 (pd, *J* = 6.8, 5.7 Hz, 1H), 1.54 – 1.37 (m, 2H), 1.37 – 1.23 (m, 10H), 1.19 (d, *J* = 6.7 Hz, 3H), 0.98 (d, *J* = 6.8 Hz, 6H), 0.94 – 0.82 (m, 3H) ppm. ¹³C NMR (75 MHz, CDCl₃) δ 170.1, 143.7, 131.0, 89.1, 37.9, 32.5, 32.0, 29.6, 29.4, 27.6, 22.8, 20.1, 18.3, 17.4, 14.2 ppm. IR (film, CHCl₃) 2960, 2924, 2855, 1751, 1667, 1466, 1370, 1170, 1126, 1094, 1005 953 cm⁻¹. HRMS (ESI): *m/z* calculated for C₁₇H₃₀O₂ [M⁺]: 266.22403; found 266.22367.



Methyl (R,Z)-2-((1R,2R)-2-(5,5-dimethyl-1,3-dioxan-2-yl)-1-hydroxypropyl)-7-((triisopropylsilyl)oxy)oct-2-enoate (15). 87% yield (345 mg). ¹H NMR (400 MHz, CDCl₃) δ 6.28 (td, *J* = 7.5, 1.5 Hz, 1H), 4.84 (dq, *J* = 2.9, 1.5 Hz, 1H), 4.53 (d, *J* = 2.8 Hz, 1H), 3.93 (q, *J* = 5.6 Hz, 1H), 3.73 (s, 3H), 3.68 – 3.59 (m, 2H), 3.47 – 3.38 (m, 3H), 2.57 – 2.33 (m, 2H), 2.04 – 1.91 (m, 1H), 1.58 – 1.30 (m, 4H), 1.19 (s, 3H), 1.14 (dd, *J* = 8.4, 6.1 Hz, 3H), 1.05 (s, 18H), 0.99 (dt, *J* = 9.7, 7.0 Hz, 3H), 0.89 (d, *J* = 7.2 Hz, 3H), 0.72 (s, 3H) ppm. ¹³C NMR (101 MHz, CDCl₃) δ 167.8, 142.6, 131.5, 104.5, 77.4, 70.9, 68.5, 51.4, 40.6, 39.8, 30.5, 29.8, 25.4, 23.7, 23.0, 21.9, 18.3, 18.3, 12.6, 6.9 ppm. IR (film, CHCl₃) 3514, 2943, 2866, 1719, 1462, 1365, 1202, 1136, 1097, 1061,



1038, 1017, 993, 923, 882, 851, 724, 676, 654 cm^{-1} . HRMS (ESI): m/z calculated for $\text{C}_{27}\text{H}_{52}\text{O}_6\text{SiNa}$ $[\text{M}+\text{Na}^+]$: 523.34254; found 523.34334.

Formal Total Synthesis of Tubelactomicin A

(R)-Hept-4-yn-2-ol (S21). 1-Butyne was condensed into a 500 mL two-necked flask equipped with a dropping funnel and a gas bubbler under dry-ice cooling until about 10 g of liquid 1-butyne were obtained. THF (50 mL) was added followed by slow addition of *n*BuLi (1.6 M in hexanes, 66 mL, 105 mmol). After being stirred at -78°C for 10 minutes, the flask was placed on an ice bath for 1 h. DMPU (50 mL) was introduced and the resulting mixture was cooled to -30°C . A solution of (*R*)-propylene oxide (4.90 mL, 70 mmol) in DMPU (50 mL) was added and the mixture allowed to reach room temperature over the course of 18 h. The reaction was quenched by slow addition of saturated ammonium chloride solution. The mixture was extracted two times with diethyl ether, and the combined organic phases were washed with brine, dried over magnesium sulfate and concentrated under reduced pressure. Flash chromatography of the residue (pentane/diethyl ether, 4:1) yielded the product after careful evaporation of the volatiles as a pale yellow liquid (6.7 g, 85% yield). $[\alpha]_D^{20}$: $+22.2^\circ$ (c 1.02 in MeOH); -18.7° (c 1.13 in CHCl_3). ^1H NMR (400 MHz, CDCl_3) δ 3.98 – 3.81 (m, 1H), 2.36 (ddt, $J = 16.3, 4.8, 2.4$ Hz, 1H), 2.25 (ddt, $J = 16.3, 6.8, 2.4$ Hz, 1H), 2.18 (qt, $J = 7.5, 2.4$ Hz, 2H), 2.03 (s, 1H), 1.23 (d, $J = 6.2$ Hz, 3H), 1.12 (t, $J = 7.5$ Hz, 3H) ppm. ^{13}C NMR (101 MHz, CDCl_3) δ 84.8, 77.5, 66.6, 29.5, 22.3, 14.4, 12.5 ppm. HRMS (ESI): m/z calculated for $\text{C}_7\text{H}_{12}\text{ONa}$ $[\text{M}+\text{Na}^+]$: 135.07803; found 135.07811.

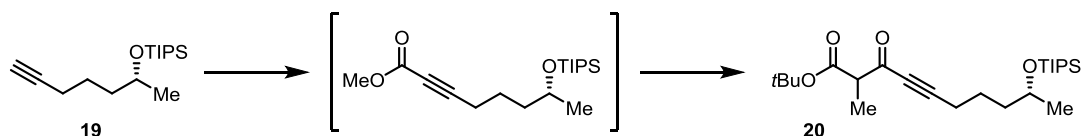
(R)-Hept-6-yn-2-ol (S22).⁷ Lithium granula (1.25 g, 180 mmol) were added in one portion to distilled 1,3-diaminopropane (100 mL) and the mixture was stirred until a dark blue solution was obtained. This mixture was then stirred at 70°C until the color faded and a pale blueish/grey mixture was formed which was allowed to reach room temperature. KOtBu (13.1 g, 117 mmol) [dried for 2 h under high vacuum at 120°C] was added in one portion and stirring was continued for 30 minutes while the mixture turned into yellowish green. (*R*)-Hept-4-yn-2-ol (3.36 g, 30 mmol) was added dropwise, causing a color change to red. Once the addition was complete, stirring was continued for 30 minutes before the reaction was slowly poured onto ice/water (250 mL). The aqueous phase was extracted three times with diethyl ether, the combined organic layer were successively washed with HCl (2 M), saturated sodium bicarbonate solution and brine, dried over magnesium sulfate and concentrated under reduced pressure to give a pale yellow oil. Flash chromatography of this material (pentane/diethyl ether, 3:1 to 2:1) yielded the product after careful concentration as a colorless liquid which was directly used in the next step. $[\alpha]_D^{20}$: -14.5° (c 0.99 in CHCl_3). ^1H NMR (400 MHz, CDCl_3) δ 3.77 (qd, $J = 5.9, 1.4$ Hz, 1H), 2.17 (tdd, $J = 6.7, 2.7, 1.3$ Hz, 2H), 2.08 (s, 1H), 1.92 (td, $J = 2.7, 1.2$ Hz, 1H), 1.69 – 1.54 (m, 1H), 1.54 – 1.44 (m, 3H), 1.15 (dd, $J = 6.2, 1.4$ Hz, 3H) ppm. ^{13}C NMR (101 MHz, CDCl_3) δ 84.5, 68.6, 67.5, 38.2, 24.7, 23.6, 18.4 ppm. IR (film, CHCl_3) 3297, 2930, 1457, 1433, 1374, 1327,

⁷ Y. Wu, J. Gao, *Org. Lett.* **2008**, *10*, 1533-1536.

1183, 1128, 1085, 977, 944, 923, 862, 819, 624 cm^{-1} . HRMS (ESI): m/z calculated for $\text{C}_7\text{H}_{12}\text{ONa}$ [$\text{M}+\text{Na}^+$]: 135.07803; found 135.07809.

(*R*)-(Hept-6-yn-2-yloxy)triisopropylsilane (19). Triisopropylsilyl chloride (9.63 mL, 45 mmol) was slowly added to a solution of (*R*)-hept-6-yn-2-ol (3.36, 30 mmol) and imidazole (4.08 g, 60 mmol) in DMF (60 mL) and the resulting mixture was stirred for 18 h until TLC showed complete consumption of the starting material. The reaction was quenched with saturated ammonium chloride solution, the aqueous phase was extracted three times with *tert*-butyl methyl ether, and the combined organic layers were washed with brine, dried over magnesium sulfate and concentrated under reduced pressure. Flash chromatography of the residue (pentane) yielded the product as a colorless oil (6.4 g, 79% yield over 2 steps). $[\alpha]_D^{20}$: -3.4° (c 1.08 in CHCl_3). ^1H NMR (400 MHz, CDCl_3) δ 4.04 – 3.91 (m, 1H), 2.26 – 2.11 (m, 2H), 1.94 (t, $J = 2.6$ Hz, 1H), 1.66 – 1.49 (m, 4H), 1.17 (d, $J = 6.1$ Hz, 3H), 1.06 (s, 21H) ppm. ^{13}C NMR (101 MHz, CDCl_3) δ 84.7, 68.4, 68.2, 39.0, 24.4, 23.6, 18.8, 18.3, 12.6 ppm. IR (film, CHCl_3) 3314, 2942, 2866, 1462, 1375, 1245, 1136, 1097, 1028, 996, 918, 881, 750, 675, 627 cm^{-1} . HRMS (ESI): m/z calculated $\text{C}_{16}\text{H}_{32}\text{OSiNa}$ [$\text{M}+\text{Na}^+$]: 291.21146; found 291.21157.

***tert*-Butyl (9*R*)-2-methyl-3-oxo-9-((triisopropylsilyl)oxy)dec-4-ynoate (20)**

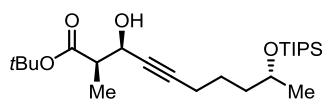


*n*BuLi (1.6 M in hexanes, 7.93 mL, 12.7 mmol) was slowly added at -78°C to a solution of (*R*)-(hept-6-yn-2-yloxy)triisopropylsilane **19** (2.27 g, 8.45 mmol) in THF (40 mL). The mixture was stirred for 30 minutes before neat methyl chloroformate (1.31 mL, 16.9 mmol) was introduced. The mixture was allowed to reach room temperature. After stirring for another 30 minutes, the reaction was quenched with saturated ammonium chloride solution. The mixture was extracted two times with *tert*-butyl methyl ether, the combined organic layers were washed with brine, dried over magnesium sulfate and concentrated under reduced pressure. The crude material was used in the next step without purification.

*n*BuLi (1.6 M in hexanes, 15.9 mL, 25.4 mmol) was added dropwise at 0°C to a solution of diisopropyl amine (3.55 mL, 25.4 mmol) in THF (40 mL) and the resulting mixture was stirred for 10 minutes before it was cooled to -78°C . *tert*-Butyl propionate (3.82 mL, 25.4 mmol) was added and stirring continued for 30 minutes at this temperature before a solution of the above alkynoate in a minimum amount of THF was added dropwise. After stirring at -78°C for 2 h the reaction was quenched with saturated ammonium chloride solution while cold, and the resulting mixture was warmed to room temperature. The mixture was extracted two times with *tert*-butyl methyl ether, and the combined organic layers were washed with brine, dried over magnesium sulfate and concentrated under reduced pressure. Flash chromatography of the residue (hexanes/ethyl acetate, 40:1) yielded the product as a mixture of tautomers (3.40 g, 95% yield). $[\alpha]_D^{20}$: -1.6° (c 1.10 in CHCl_3). ^1H NMR (400 MHz, CDCl_3) δ 12.28 (s, 0.65H), 4.03 – 3.90 (m, 1H), 3.48 – 3.38 (m, 0.35H), 2.41 (dt, $J = 16.5, 6.8$ Hz, 2H), 1.82 (s, 2H), 1.71 – 1.52 (m, 3H), 1.50 (s, 6H), 1.46 (s, 4H), 1.36 (d, $J = 7.2$ Hz, 1H), 1.16 (d, $J = 6.1$ Hz, 3H), 1.05 (s, 21H) ppm. ^{13}C NMR (101 MHz, CDCl_3) δ 183.7, 173.1, 169.0, 152.0, 104.5, 99.8, 96.4, 82.0, 81.8, 75.4, 68.2,

68.0, 56.0, 39.2, 28.4, 28.0, 24.1, 23.7, 19.9, 19.5, 18.3, 18.3, 13.6, 12.9, 12.6 ppm. IR (film, CHCl₃) 2942, 2866, 2215, 1737, 1680, 1645, 1601, 1459, 1369, 1353, 1252, 1151, 1120, 1026, 995, 882, 846, 817, 757, 675 cm⁻¹. HRMS (ESI): *m/z* calculated C₂₄H₄₄O₄SiNa [M+Na⁺]: 447.29011; found 447.29049.

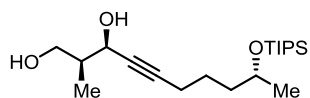
tert-Butyl (2*R*,3*R*,9*R*)-3-hydroxy-2-methyl-9-((triisopropylsilyl)oxy)dec-4-ynoate (22). [(*R,R*)-Teth-TsDpen RuCl]



(**21**)⁸ (24.8 mg, 0.04 mmol, 0.5 mol%) and formic acid/triethylamine complex (5:2, 7.1 g) were placed in an oven-dried Schlenk flask under an argon atmosphere. A solution of *tert*-butyl (9*R*)-2-methyl-3-oxo-9-

((triisopropylsilyl)oxy)dec-4-ynoate **20** (3.4 g, 8.0 mmol) in CH₂Cl₂ (40 mL) was added and the mixture was stirred at room temperature for 48 h. For work up, all volatile materials were removed under reduced pressure and the residue purified by flash chromatography (hexanes/ethyl acetate, 19:1) to give the title compound as a colorless oil (2.81 g, 82% yield). [α]_D²⁰: +2.5° (c 1.22 in CHCl₃). ¹H NMR (400 MHz, CDCl₃) δ 4.52 (ddt, *J* = 7.2, 4.0, 2.0 Hz, 1H), 4.06 – 3.81 (m, 1H), 3.10 (dd, *J* = 7.4, 2.3 Hz, 1H), 2.62 (qd, *J* = 7.2, 4.0 Hz, 1H), 2.21 (tt, *J* = 4.9, 2.0 Hz, 2H), 1.54 (dddd, *J* = 8.3, 6.9, 4.4, 2.3 Hz, 4H), 1.47 (d, *J* = 1.8 Hz, 9H), 1.23 (dd, *J* = 7.2, 1.8 Hz, 3H), 1.15 (dd, *J* = 6.1, 1.8 Hz, 3H), 1.05 (d, *J* = 1.9 Hz, 21H) ppm. ¹³C NMR (101 MHz, CDCl₃) δ 173.8, 86.2, 81.6, 78.8, 68.2, 64.3, 46.3, 39.2, 28.2, 24.5, 23.6, 19.1, 18.3, 18.3, 12.6, 12.2 ppm. IR (film, CHCl₃) 3475, 2942, 2866, 1729, 1460, 1368, 1350, 1254, 1216, 1152, 1095, 1026, 918, 882, 849, 755, 709, 675 cm⁻¹. HRMS (ESI): *m/z* calculated C₂₄H₄₆O₄SiNa [M+Na⁺]: 449.30576; found 449.30589.

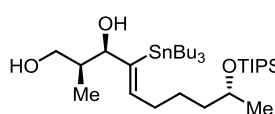
(2*S*,3*R*,9*R*)-2-Methyl-9-((triisopropylsilyl)oxy)dec-4-yne-1,3-diol (23). LiBH₄ (4 M in THF, 4.5 mL, 18 mmol) was



slowly added at 0°C to a solution of *tert*-butyl (2*R*,3*R*,9*R*)-3-hydroxy-2-methyl-9-((triisopropylsilyl)oxy)dec-4-ynoate **22** (2.56 g, 6.0 mmol) THF (25 mL) and MeOH (2.5 mL). The resulting mixture was then stirred at 70°C (CAUTION: vigorous

foaming when the reaction starts!). After 15 minutes, TLC indicated complete consumption of starting material. For work up, the mixture was allowed to reach room temperature before it was poured onto ice water which was carefully acidified with HCl (2 M). The aqueous layer was extracted three times with ethyl acetate, and the combined extracts were washed with brine, dried over magnesium sulfate and concentrated under reduced pressure. Flash chromatography of the residue (hexanes/ethyl acetate, 2:1) yielded the product as a colorless oil (1.97 g, 92% yield). [α]_D²⁰: +7.8° (c 1.06 in CHCl₃). ¹H NMR (400 MHz, CDCl₃) δ 4.50 (ddt, *J* = 5.9, 4.0, 2.0 Hz, 1H), 4.01 – 3.91 (m, 1H), 3.87 (ddd, *J* = 10.4, 8.3, 3.6 Hz, 1H), 3.68 (dt, *J* = 10.7, 4.2 Hz, 1H), 2.79 (d, *J* = 5.9 Hz, 1H), 2.25 (tt, *J* = 6.6, 1.9 Hz, 3H), 2.08 (dq, *J* = 8.3, 7.0, 3.9 Hz, 1H), 1.65 – 1.45 (m, 4H), 1.16 (d, *J* = 6.1 Hz, 3H), 1.05 (s, 21H), 0.93 (d, *J* = 7.0 Hz, 3H) ppm. ¹³C NMR (101 MHz, CDCl₃) δ 87.2, 79.2, 68.3, 67.2, 66.2, 40.5, 39.2, 24.7, 23.7, 19.1, 18.3, 18.3, 12.6 ppm. IR (film, CHCl₃) 3348, 2942, 2866, 1462, 1376, 1256, 1135, 1094, 1013, 917, 882, 756, 674 cm⁻¹. HRMS (ESI): *m/z* calculated C₂₀H₄₀O₃SiNa [M+Na⁺]: 379.26389; found 379.26384.

(2*S*,3*R*,9*R*,*Z*)-2-Methyl-4-(tributylstannyl)-9-((triisopropylsilyl)oxy)dec-4-ene-1,3-diol (24). [Cp**Ru*Cl₂]_n (84 mg,

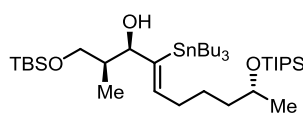


0.27 mmol, 5 mol%) was added to a solution of (2*S*,3*R*,9*R*)-2-methyl-9-((triisopropylsilyl)oxy)dec-4-yne-1,3-diol **23** (1.95 g, 5.47 mmol) in CH₂Cl₂ (25 mL),

⁸ Z. Fang, M. Wills, *J. Org. Chem.* **2013**, *78*, 8594-8605.

followed by the dropwise addition of tributyltin hydride (1.62 mL, 6.01 mmol) over 1 h by means of a syringe pump. Once the addition was complete, all volatile materials were removed under reduced pressure and the residue was purified by flash chromatography (hexanes/ethyl acetate, 9:1) to give the product as a colorless oil (3.11 g, 88% yield). $[\alpha]_D^{20}$: +12.0° (c 1.16 in CHCl₃). ¹H NMR (400 MHz, CDCl₃) δ 6.43 – 6.00 (m, 1H), 4.37 – 4.18 (m, 1H), 3.99 – 3.86 (m, 1H), 3.63 (dd, *J* = 5.7, 4.8 Hz, 2H), 2.17 (s, 3H), 2.05 (qt, *J* = 10.3, 5.1 Hz, 2H), 1.96 (t, *J* = 5.7 Hz, 1H), 1.80 (d, *J* = 3.1 Hz, 1H), 1.73 – 1.63 (m, 1H), 1.58 – 1.37 (m, 8H), 1.36 – 1.26 (m, 6H), 1.15 (d, *J* = 6.1 Hz, 3H), 1.05 (s, 21H), 0.97 – 0.91 (m, 8H), 0.88 (t, *J* = 7.3 Hz, 9H) ppm. ¹³C NMR (101 MHz, CDCl₃) δ 207.2, 146.7, 140.1, 80.7, 68.6, 67.1, 39.9, 34.9, 29.4, 27.6, 26.1, 23.6, 18.3, 18.3, 13.8, 12.6, 11.0, 10.7 ppm. ¹¹⁹Sn NMR (149 MHz, CDCl₃) δ -55.5 ppm. IR (film, CHCl₃) 3385, 2925, 2866, 1462, 1376, 1247, 1187, 1133, 1098, 1029, 1013, 970, 918, 881, 758, 674 cm⁻¹. HRMS (ESI): *m/z* calculated C₃₂H₆₈O₃SiSnNa [M+Na⁺]: 671.38512; found 671.38501.

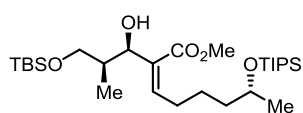
(6*S*,7*R*,13*R*,*Z*)-15,15-Diisopropyl-2,2,3,3,6,13,16-heptamethyl-8-(tributylstannyl)-4,14-dioxa-3,15-disilahepta-



dec-8-en-7-ol (S23). *tert*-Butyldimethylsilyl chloride (796 mg, 5.28 mmol) was added at 0°C to a solution of (2*S*,3*R*,9*R*,*Z*)-2-methyl-4-(tributylstannyl)-9-((triisopropylsilyl)-oxy)dec-4-ene-1,3-diol (3.11 g, 4.8 mmol) in CH₂Cl₂ (25 mL).

Et₃N (736 μL, 5.28 mmol) was then introduced over 20 minutes via syringe and stirring continued until TLC showed complete conversion. The reaction was quenched with saturated ammonium chloride solution, the mixture was extracted two times with CH₂Cl₂, and the combined extracts were dried over magnesium sulfate and concentrated under reduced pressure. Flash chromatography of the residue (hexanes/ethyl acetate, 40:1) yielded the product as a colorless oil (3.34 g, 91% yield). $[\alpha]_D^{20}$: +5.7° (c 1.10 in CHCl₃). ¹H NMR (400 MHz, CDCl₃) δ 6.24 (td, *J* = 7.2, 1.5 Hz, 1H), 4.36 (ddd, *J* = 4.0, 2.5, 1.4 Hz, 1H), 4.00 – 3.86 (m, 1H), 3.70 – 3.58 (m, 3H), 2.52 (d, *J* = 2.4 Hz, 1H), 2.15 – 1.94 (m, 2H), 1.68 – 1.57 (m, 1H), 1.56 – 1.37 (m, 9H), 1.37 – 1.24 (m, 6H), 1.15 (d, *J* = 6.1 Hz, 3H), 1.05 (s, 21H), 1.00 – 0.79 (m, 26H), 0.06 (s, 7H) ppm. ¹³C NMR (101 MHz, CDCl₃) δ 145.4, 139.5, 79.1, 68.6, 67.6, 40.0, 39.6, 35.0, 29.4, 27.6, 26.2, 26.0, 23.6, 18.3, 13.9, 12.6, 11.0, 10.1, -5.4, -5.4 ppm. ¹¹⁹Sn NMR (149 MHz, CDCl₃) δ -55.9 ppm. IR (film, CHCl₃) 2955, 2927, 2865, 1463, 1376, 1252, 1202, 1133, 1095, 1005, 918, 882, 835, 775, 724, 673 cm⁻¹. HRMS (ESI): *m/z* calculated C₃₈H₈₂O₃Si₂SnNa [M+Na⁺]: 785.47160; found 785.47165.

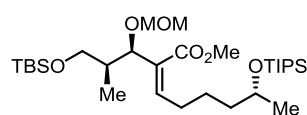
Methyl (R,Z)-2-((1*R*,2*S*)-3-((*tert*-butyldimethylsilyl)oxy)-1-hydroxy-2-methylpropyl)-7-((triisopropylsilyl)oxy)-oct-2-enoate (25).



(12 mg, 0.05 mmol, 5 mol%) were added to a solution of (6*S*,7*R*,13*R*,*Z*)-15,15-diisopropyl-2,2,3,3,6,13,16-heptamethyl-8-(tributylstannyl)-4,14-dioxa-3,15-disilaheptadec-8-en-7-ol (761 mg, 1.0 mmol) in a solution of TFA in MeOH (0.1 M, 10 mL). The solution was flushed with CO for 2 minutes before stirring was continued under a CO atmosphere (balloon) at 50°C. For work up, the flask was vented and the mixture filtered through a pad of Celite® which was carefully rinsed with *tert*-butyl methyl ether. The combined filtrates were evaporated and the residue purified by flash chromatography (hexanes/ethyl acetate, 25:1) to give the product as a pale yellow oil (373 mg, 70% yield). $[\alpha]_D^{20}$: +6.0° (c 1.15 in CHCl₃). ¹H NMR (400 MHz, CDCl₃) δ 6.24 (td, *J* = 7.5, 1.4 Hz, 1H), 4.65 (tt, *J* = 3.6, 1.4 Hz, 1H), 3.93 (hept, *J* = 5.2, 4.7 Hz, 1H), 3.79 (dd, *J* = 9.8, 3.6 Hz, 1H), 3.72 (s, 3H), 3.65 (dd, *J* = 9.8, 4.2

Hz, 1H), 3.54 (d, $J = 3.7$ Hz, 1H), 2.45 (qq, $J = 14.1, 6.6$ Hz, 2H), 1.85 (tp, $J = 7.1, 3.2$ Hz, 1H), 1.59 – 1.43 (m, 4H), 1.15 (d, $J = 6.0$ Hz, 3H), 1.05 (s, 21H), 0.90 (s, 9H), 0.86 (d, $J = 7.1$ Hz, 3H), 0.06 (d, $J = 1.0$ Hz, 6H) ppm. ^{13}C NMR (101 MHz, CDCl_3) δ 168.0, 142.5, 132.2, 74.7, 68.5, 68.1, 51.3, 39.8, 38.3, 29.8, 26.0, 25.3, 23.6, 18.3, 18.3, 12.6, 10.1, -5.45, -5.51 ppm. IR (film, CHCl_3) 3497, 2930, 2865, 1721, 1463, 1435, 1374, 1252, 1195, 1134, 1096, 1063, 1005, 918, 882, 835, 775, 723 cm^{-1} . HRMS (ESI): m/z calculated $\text{C}_{28}\text{H}_{59}\text{O}_5\text{Si}_2$ [$\text{M}+\text{H}^+$]: 531.38956; found 531.38965.

Methyl (R,Z)-2-((1R,2S)-3-((tert-butyldimethylsilyl)oxy)-1-hydroxy-2-methylpropyl)-7-((triisopropylsilyl)oxy)-



oct-2-enoate (S24). Hünig's base (860 μL , 4.93 mmol) and MOMCl (281 μL ,

3.70 mmol,) were added at 0°C in that order to a solution of methyl (R,Z)-2-

((1R,2S)-3-((tert-butyldimethylsilyl)oxy)-1-hydroxy-2-methylpropyl)-7-

((triisopropylsilyl)oxy)oct-2-enoate (655 mg, 1.23 mmol) in CH_2Cl_2 (7 mL). The resulting mixture was stirred at room temperature for 24 h before it was diluted with CH_2Cl_2 and the reaction was quenched with saturated ammonium chloride solution. The aqueous layer was extracted two times with CH_2Cl_2 , and the combined organic phases were washed with brine, dried over magnesium sulfate and concentrated under reduced pressure. Flash chromatographic purification of the residue (hexanes/ethyl acetate, 19:1) yielded the product as a colorless oil (605 mg, 85% yield). ^1H NMR (400 MHz, CDCl_3) δ 6.05 (td, $J = 7.5, 1.0$ Hz, 1H), 4.61 (d, $J = 6.6$ Hz, 1H), 4.52 (d, $J = 6.6$ Hz, 1H), 4.48 – 4.38 (m, 1H), 4.02 – 3.86 (m, 1H), 3.71 (s, 3H), 3.58 (dd, $J = 9.9, 6.1$ Hz, 1H), 3.48 (dd, $J = 9.9, 6.0$ Hz, 1H), 3.37 (s, 3H), 2.42 (dq, $J = 14.7, 7.6$ Hz, 2H), 1.98 – 1.82 (m, 1H), 1.58 – 1.39 (m, 4H), 1.14 (d, $J = 6.1$ Hz, 3H), 1.05 (s, 22H), 0.89 (s, 13H), 0.03 (d, $J = 2.6$ Hz, 6H) ppm. ^{13}C NMR (101 MHz, CDCl_3) δ 167.7, 142.7, 131.1, 94.8, 77.0, 68.4, 65.4, 56.1, 51.4, 39.7, 39.6, 29.7, 26.0, 25.3, 23.7, 18.4, 18.3, 12.6, 11.5, -5.2 ppm.

Methyl (R,Z)-2-((1R,2S)-3-((tert-butyldimethylsilyl)oxy)-1-hydroxy-2-methylpropyl)-7-((triisopropylsilyl)oxy)-

oct-2-enoate (26). HCl (2 M) was added to a solution of methyl (R,Z)-2-((1R,2S)-3-((tert-butyldimethylsilyl)oxy)-

1-hydroxy-2-methylpropyl)-7-((triisopropylsilyl)oxy)oct-2-enoate (450 mg,

0.78 mmol) in THF (10 mL) at 0°C . The ice bath was removed and stirring continued

until TLC indicated complete conversion. The mixture was diluted with water and

extracted two times with CH_2Cl_2 . The combined organic layers were dried over magnesium sulfate and

concentrated under reduced pressure. Flash chromatographic purification of the residue (hexanes/ethyl

acetate, 4:1) yielded the product as a colorless oil (359 mg, 85%). $[\alpha]_D^{20}$: $+77.8^\circ$ (c 1.18 in CHCl_3). ^1H NMR (400

MHz, CDCl_3) δ 6.12 (td, $J = 7.5, 1.1$ Hz, 1H), 4.57 (d, $J = 6.6$ Hz, 1H), 4.55 – 4.48 (m, 2H), 3.97 – 3.87 (m, 1H), 3.73

(s, 3H), 3.64 – 3.51 (m, 2H), 3.39 (s, 3H), 2.54 – 2.37 (m, 2H), 2.35 (t, $J = 6.0$ Hz, 1H), 1.99 – 1.87 (m, 1H), 1.58 –

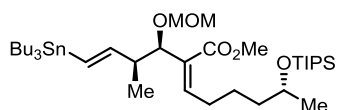
1.37 (m, 4H), 1.14 (d, $J = 6.1$ Hz, 3H), 1.04 (s, 21H), 0.87 (d, $J = 7.0$ Hz, 3H) ppm. ^{13}C NMR (101 MHz, CDCl_3) δ

168.0, 143.2, 130.6, 95.1, 77.1, 68.4, 65.5, 56.2, 51.6, 39.7, 29.7, 25.3, 23.6, 18.3, 12.6, 11.4 ppm. IR (film,

CHCl_3) 3468, 2942, 2891, 2866, 1720, 1462, 1436, 1377, 1210, 1136, 1096, 1029, 919, 882, 850, 675 cm^{-1} . HRMS

(ESI): m/z calculated $\text{C}_{24}\text{H}_{48}\text{O}_6\text{SiNa}$ [$\text{M}+\text{Na}^+$]: 483.31124; found 483.31142.

Methyl (R,Z)-2-((1R,2S,E)-1-(methoxymethoxy)-2-methyl-4-(tributylstannyl)but-3-en-1-yl)-7-((triisopropylsilyl)oxy)oct-2-enoate (16). NaHCO₃ (341 mg, 4.06 mmol) and Dess-Martin

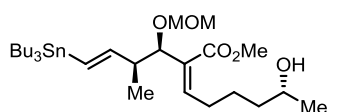


periodinane (345 mg, 0.81 mmol) were weighed at 0°C into an oven-dried Schlenk flask under argon and were suspended in CH₂Cl₂ (4 mL). A solution of

methyl (R,Z)-2-((1R,2S)-3-((*tert*-butyldimethylsilyl)oxy)-1-hydroxy-2-methylpropyl)-7-((triisopropylsilyl)oxy)oct-2-enoate (234 mg, 0.51 mmol) in CH₂Cl₂ (2 mL) was added and the resulting mixture stirred for 6 h. The reaction was quenched with saturated sodium bicarbonate solution and the resulting mixture was diluted with saturated sodium thiosulfate solution. The aqueous phase was extracted two times with CH₂Cl₂, and the combined organic layers were washed with saturated sodium bicarbonate solution, dried over magnesium sulfate and concentrated under reduced pressure. The crude aldehyde was used in the next step without further purification.

CrCl₂·THF (990 mg, 5.08 mmol) was weighed under argon into an oven-dried Schlenk flask. THF (10 mL) was added and the mixture stirred at room temperature. DMF (393 μL, 5.08 mmol) was dropwise added and stirring continued for 15 minutes. A second oven-dried Schlenk flask was charged with the crude aldehyde and tributyl(dibromomethyl)stannane (517 mg, 1.12 mmol). The mixture was dissolved in 2 mL THF and added under argon to the chromium suspension via canula. The reaction flask was covered with aluminum foil. A third Schlenk flask was charged with Lil (272 g, 2.03 mmol) which was melted at ≈10 mbar with a Bunsenburner. Upon cooling to room temperature, a stirring bar was added and the salt was solubilized in THF (2 mL) before the resulting solution was added to the reaction mixture. The resulting mixture was vigorously stirred for 18 h before the reaction was quenched with water. The aqueous phase was extracted two times with *tert*-butyl methyl ether, and the combined organic layers were washed with brine, dried over magnesium sulfate and concentrated under reduced pressure. Flash chromatographic purification of the residue (hexanes/ethyl acetate, 40:1) yielded the product as a colorless oil (225 mg, *E*:*Z* = 85:15, 60% yield). [α]_D²⁰: +21.5° (c 0.87 in CHCl₃). ¹H NMR (400 MHz, CDCl₃) δ 6.05 (td, *J* = 7.5, 0.9 Hz, 1H), 5.93 (d, *J* = 19.0 Hz, 1H), 5.90 – 5.83 (m, 1H), 4.60 (d, *J* = 6.7 Hz, 1H), 4.49 (d, *J* = 6.7 Hz, 1H), 4.24 (d, *J* = 6.6 Hz, 1H), 3.92 (tt, *J* = 7.2, 3.6 Hz, 1H), 3.71 (s, 3H), 3.36 (s, 3H), 2.56 – 2.47 (m, 1H), 2.47 – 2.28 (m, 2H), 1.57 – 1.36 (m, 10H), 1.36 – 1.22 (m, 6H), 1.14 (d, *J* = 6.0 Hz, 3H), 1.04 (s, 24H), 0.88 (t, *J* = 7.3 Hz, 9H), 0.86 – 0.81 (m, 6H) ppm. ¹³C NMR (101 MHz, CDCl₃) δ 167.6, 151.0, 143.7, 131.2, 127.9, 94.5, 79.9, 68.4, 56.0, 51.4, 45.7, 39.8, 29.8, 29.2, 27.4, 25.3, 23.6, 18.3, 18.3, 15.1, 13.9, 12.6, 9.5 ppm. ¹¹⁹Sn NMR (149 MHz, CDCl₃) δ -49.1 ppm. IR (film, CHCl₃) 2926, 2867, 1723, 1462, 1376, 1291, 1246, 1194, 1152, 1097, 1030, 991, 920, 882, 675 cm⁻¹. HRMS (ESI): *m/z* calculated C₃₇H₇₄O₅SiSnNa [M+Na⁺]: 769.42190; found 769.42204.

Methyl (R,Z)-7-hydroxy-2-((1R,2S,E)-1-(methoxymethoxy)-2-methyl-4-(tributylstannyl)but-3-en-1-yl)oct-2-enoate (S25). TBAF (1 M in THF, 343 μL, 0.343 mmol) was added at 0°C to a

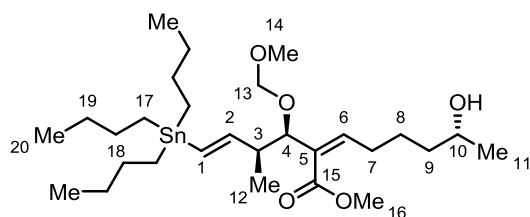


solution of methyl (R,Z)-2-((1R,2S,E)-1-(methoxymethoxy)-2-methyl-4-(tributylstannyl)but-3-en-1-yl)-7-((triisopropylsilyl)oxy)oct-2-enoate (160 mg,

0.21 mmol) in THF (2 mL) and the resulting mixture was stirred for 18 h at ambient temperature. The mixture was diluted with *tert*-butyl methyl ether and the reaction quenched with saturated ammonium chloride solution. The mixture was extracted two times with *tert*-butyl methyl ether, the combined organic layers were

washed with brine, dried over magnesium sulfate and concentrated under reduced pressure. Flash chromatographic purification of the residue (hexanes/ethyl acetate, 4:1) yielded the product as a colorless oil (76 mg, 60% yield). $[\alpha]_D^{20}$: +27.6° (c 1.20 in CHCl₃). ¹H NMR (400 MHz, CDCl₃) δ 6.07 (td, *J* = 7.7, 0.9 Hz, 1H), 5.92 (d, *J* = 19.0 Hz, 1H), 5.85 (dd, *J* = 19.0, 5.9 Hz, 1H), 4.60 (d, *J* = 6.7 Hz, 1H), 4.49 (d, *J* = 6.7 Hz, 1H), 4.24 (d, *J* = 6.6 Hz, 1H), 3.87 – 3.74 (m, 1H), 3.72 (s, 3H), 3.35 (s, 3H), 2.51 (dddd, *J* = 13.4, 8.3, 5.8, 3.9 Hz, 2H), 2.41 – 2.30 (m, 1H), 1.57 (d, *J* = 2.7 Hz, 1H), 1.54 – 1.40 (m, 10H), 1.33 – 1.22 (m, 6H), 1.18 (d, *J* = 6.2 Hz, 3H), 1.03 (d, *J* = 6.8 Hz, 3H), 0.87 (t, *J* = 7.3 Hz, 9H), 0.85 – 0.80 (m, 6H) ppm. ¹³C NMR (101 MHz, CDCl₃) δ 167.6, 150.9, 143.5, 131.4, 128.0, 94.5, 79.9, 67.7, 56.0, 51.5, 45.7, 38.9, 29.3, 29.2, 27.4, 25.6, 23.6, 15.1, 13.8, 9.5 ppm. ¹¹⁹Sn NMR (149 MHz, CDCl₃) δ –49.1 ppm. IR (film, CHCl₃) 2955, 2925, 2871, 1720, 1458, 1436, 1375, 1291, 1211, 1153, 1096, 1029, 991, 961, 921, 863 cm⁻¹. HRMS (ESI): *m/z* calculated C₂₈H₅₄O₅SnNa [M+Na⁺]: 613.28847; found 613.28840.

Table S-1. Comparison of the recorded spectra (CDCl₃) of compound 16 with the published ¹³C NMR data; numbering scheme as shown in the Insert



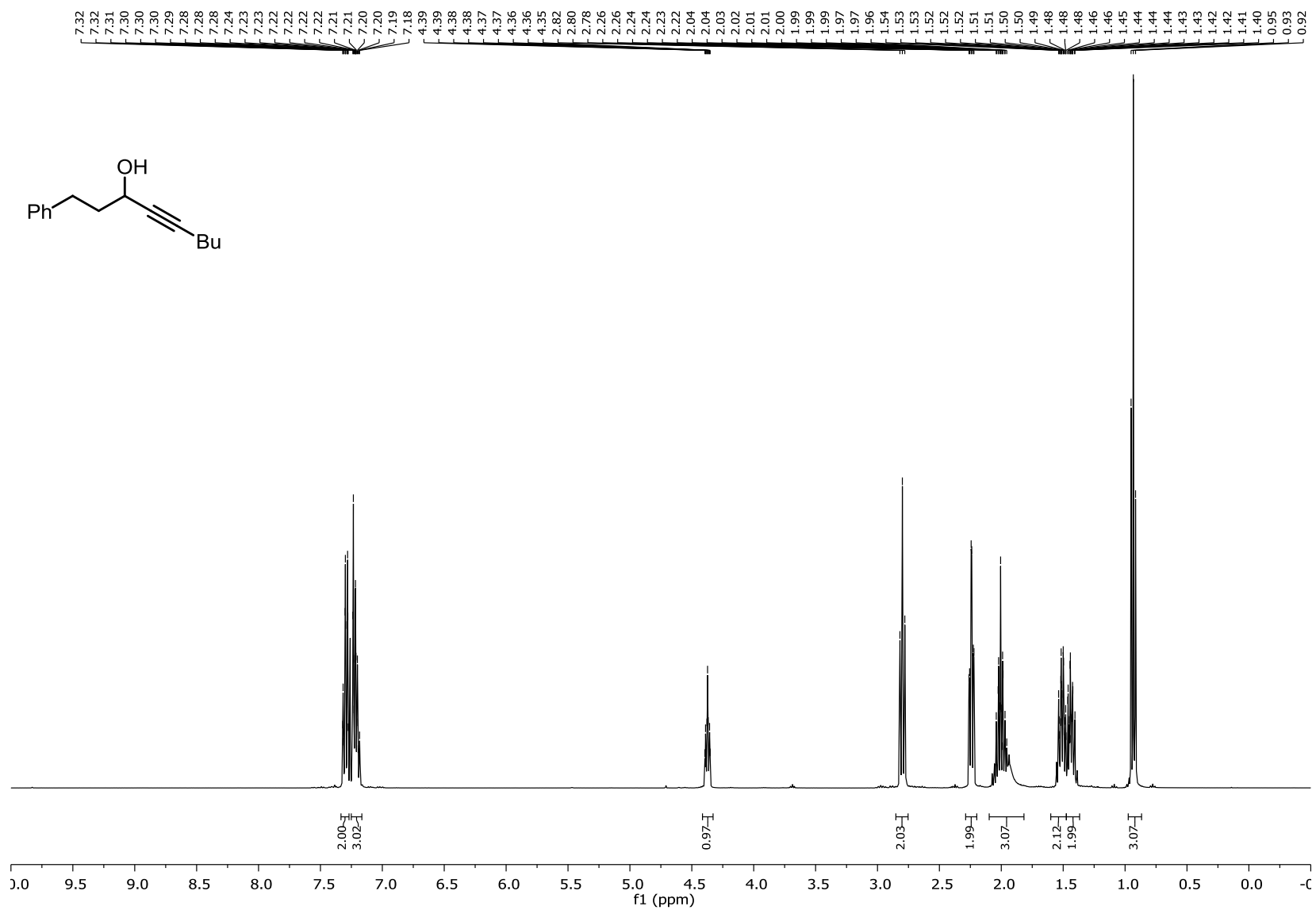
Position	Tadano et al. ⁹	this work	Δ
1	150.8	150.9	-0.1
2	127.9	128.0	-0.1
3	29.2	29.3	-0.1
4	79.8	79.9	-0.1
5	131.3	131.4	-0.1
6	143.4	143.5	-0.1
7	45.6	45.7	-0.1
8	38.8	38.9	-0.1
9	29.1	29.2	-0.1
10	67.6	67.7	-0.1
11	25.5	25.6	-0.1
12	15.0	15.1	-0.1
13a	94.4	94.5	-0.1
13b	94.4	94.5	-0.1
14	55.8	56.0	-0.2
15	167.4	167.6	-0.2
16	51.3	51.5	-0.2
17	23.5	23.6	-0.1
18	27.2	27.4	-0.2
19	9.3	9.5	-0.2
20	13.7	13.8	-0.1

⁹ a) T. Motozaki, K. Sawamura, A. Suzuki, K. Yoshida, T. Ueki, A. Ohara, R. Munakata, K. Takao, K. Tadano, *Org. Lett.* **2005**, *7*, 2265-2257; b) K. Sawamura, K. Yoshida, A. Suzuki, T. Motozaki, I. Kozawa, T. Hayamizu, R. Munakata, K. Takao, K. Tadano, *J. Org. Chem.* **2007**, *72*, 6143-6148.

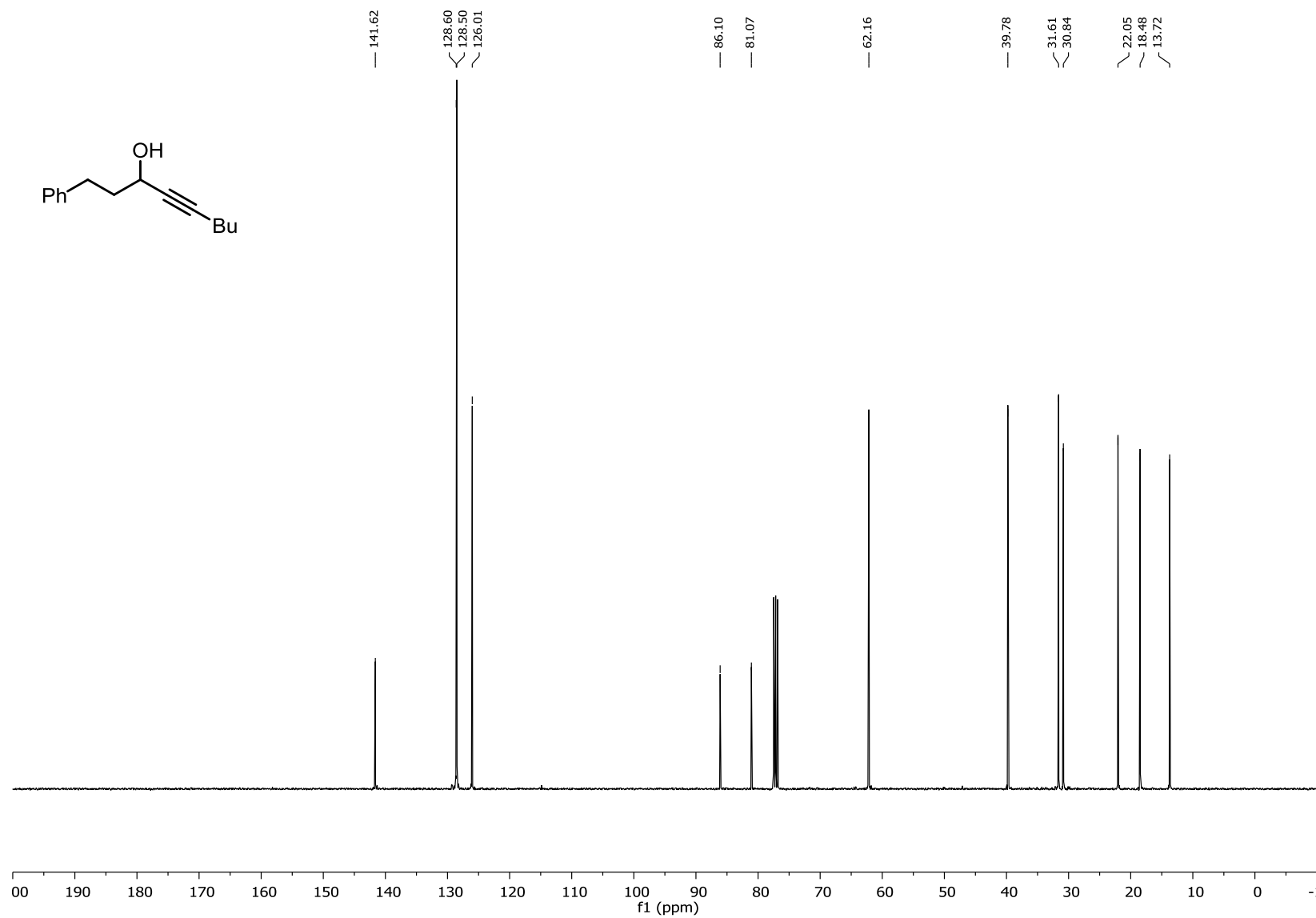
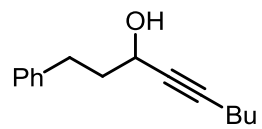
Table S-2. Comparison of the recorded spectra (CDCl₃) of compound 16 with the published ¹H NMR data; numbering scheme as shown in the Insert of Table S-2

Position	Tadano <i>et al.</i> [ppm] ⁹	multiplicity	this work [ppm]	multiplicity	Δ [ppm]
1	5.94	(d, <i>J</i> = 19.1 Hz, 1H)	5.92	(d, <i>J</i> = 19.0 Hz, 1H)	0.04
2	5.86	(dd, <i>J</i> = 19.1, 5.5 Hz, 1H)	5.85	(dd, <i>J</i> = 19.0, 5.9 Hz, 1H)	0.01
3	2.37	(m, 1H)	2.41 – 2.30	(m, 1H)	0.01
4	4.25	(d, <i>J</i> = 6.6 Hz, 1H)	4.24	(d, <i>J</i> = 6.6 Hz, 1H)	0.01
5	-	-	-	-	-
6	6.08	(t, <i>J</i> = 7.6 Hz, 1H)	6.07	(td, <i>J</i> = 7.7, 0.9 Hz, 1H)	0.01
7	2.42-2.61	(m, 2H)	2.51	(dddd, <i>J</i> = 13.4, 8.3, 5.8, 3.9 Hz, 2H)	0.01
8	1.40-1.59	(m, 2H)	1.40-1.54	(m, 2H)	0.02
9	1.40-1.59	(m, 2H)	1.40-1.54	(m, 2H)	0.02
10	3.82	(m, 1H)	3.74-3.87	(m, 1H)	0.01
11	1.19	(d, <i>J</i> = 6.2 Hz, 3H)	1.18	(d, <i>J</i> = 6.2 Hz, 3H)	0.01
12	1.04	(d, <i>J</i> = 6.8 Hz, 3H)	1.03	(d, <i>J</i> = 6.8 Hz, 3H)	0.01
13a	4.62	(d, <i>J</i> = 6.8 Hz, 1H)	4.60	(d, <i>J</i> = 6.7 Hz, 1H)	0.02
13b	4.51	(d, <i>J</i> = 6.8 Hz, 1H)	4.49	(d, <i>J</i> = 6.7 Hz, 1H)	0.02
14	3.37	(s, 3H)	3.35	(s, 3H)	0.02
15	-	-	-	-	-
16	3.73	(s, 3H)	3.72	(s, 3H)	0.01
17	1.40-1.59	(m, 6H)	1.40-1.54	(m, 6H)	0.02
18	1.22-1.37	(m, 6H)	1.22-1.33	(m, 6H)	0.02
19	0.79-0.94	(m, 6H)	0.80-0.85	(m, 6H)	0.03
20	0.89	(t, <i>J</i> = 7.2 Hz, 9H)	0.87	(t, <i>J</i> = 7.3 Hz, 9H)	0.02

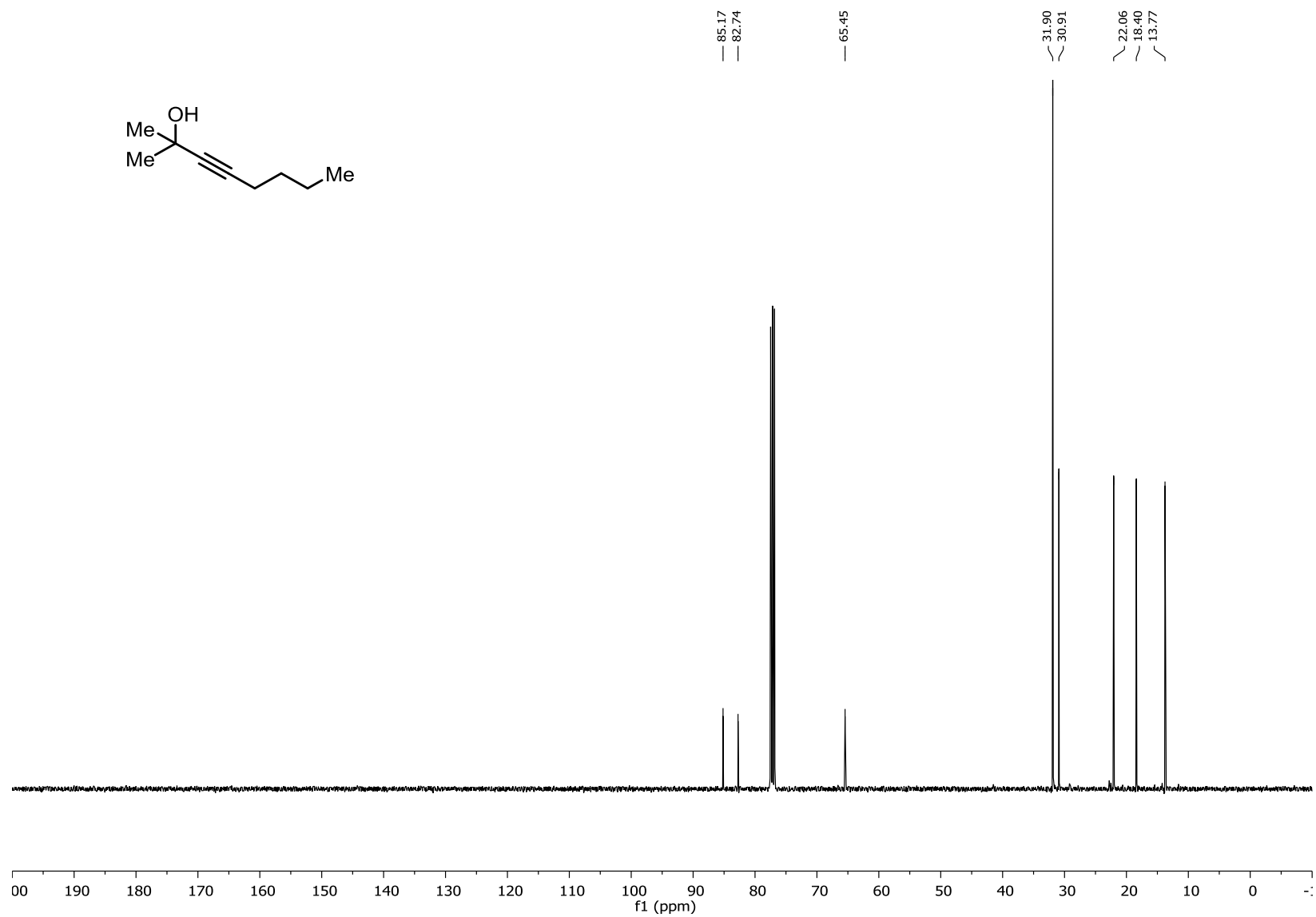
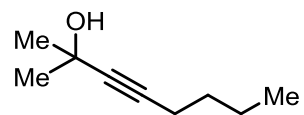
1-phenylnon-4-yn-3-ol (S1)



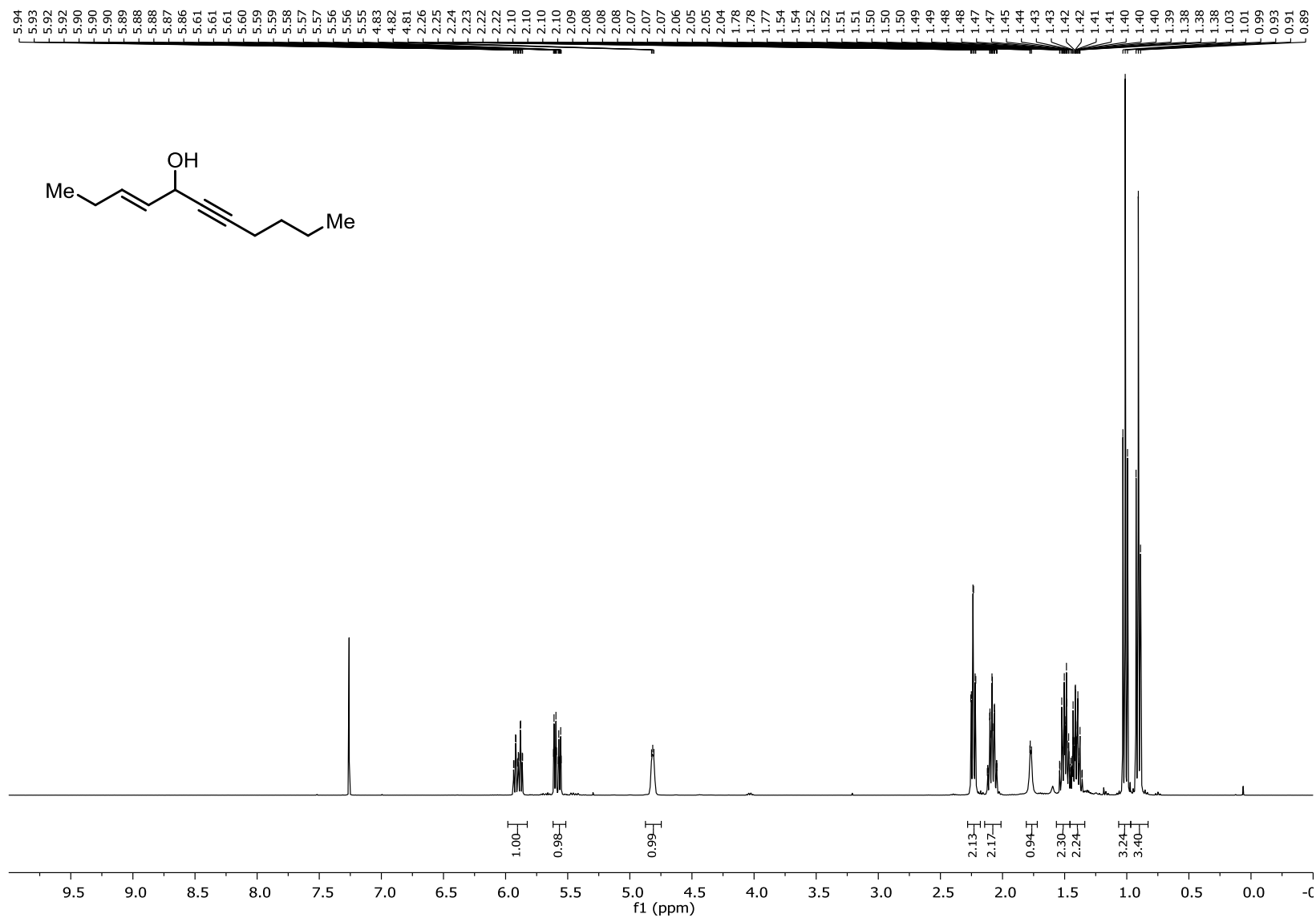
1-phenylnon-4-yn-3-ol (S1)



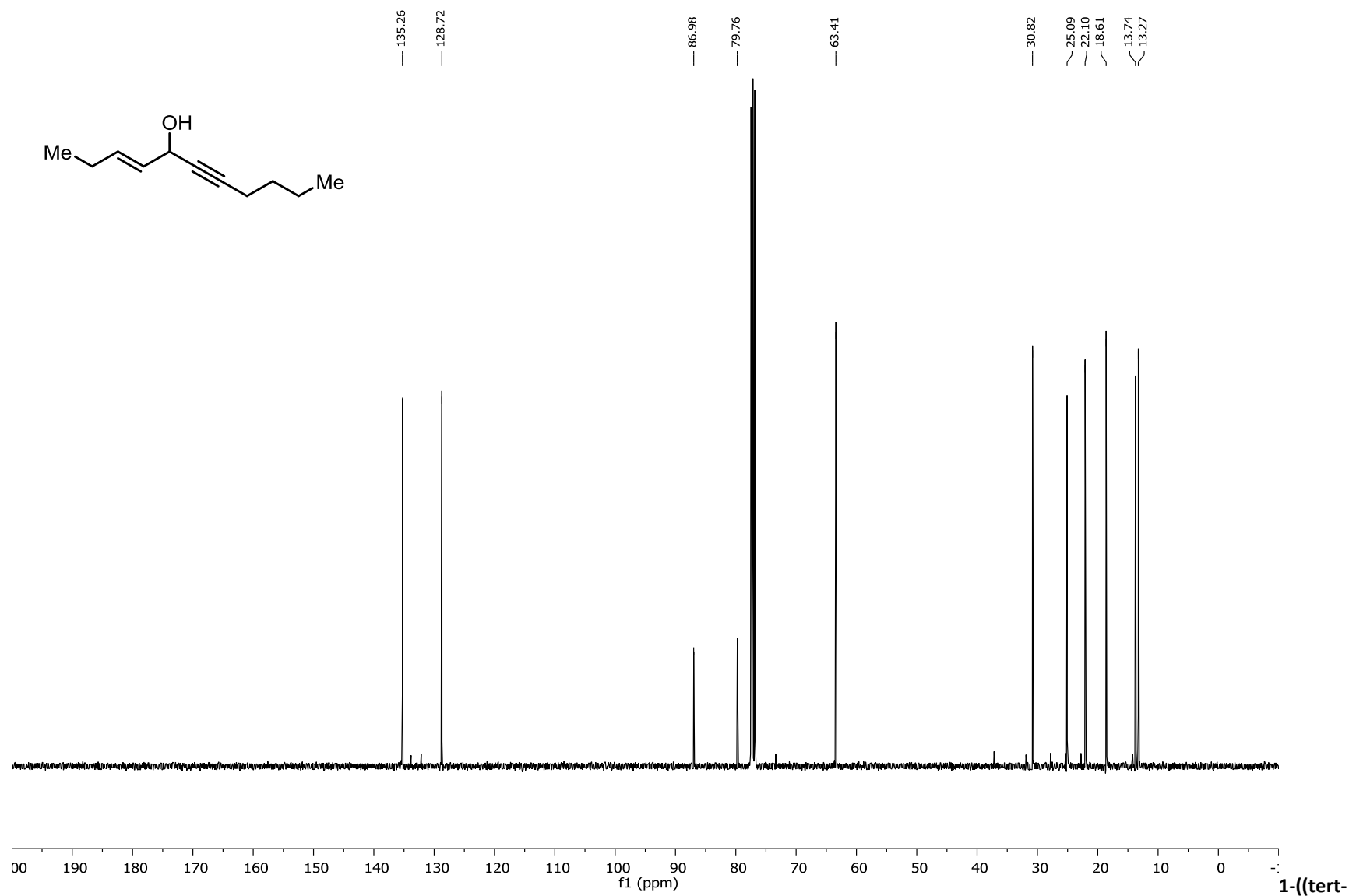
2-Methyloct-3-yn-2-ol (S2)



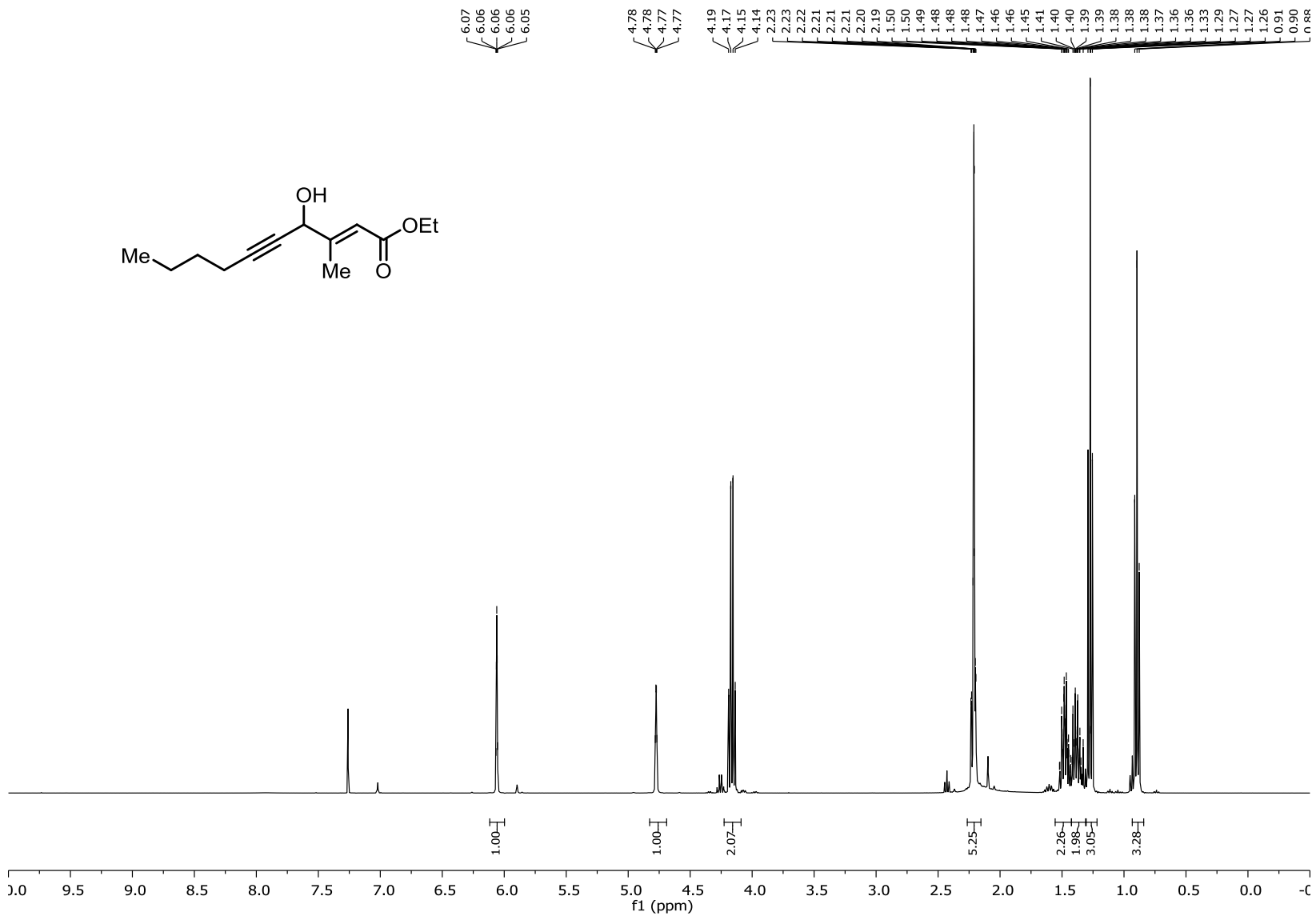
(E)-undec-3-en-6-yn-5-ol (S3)



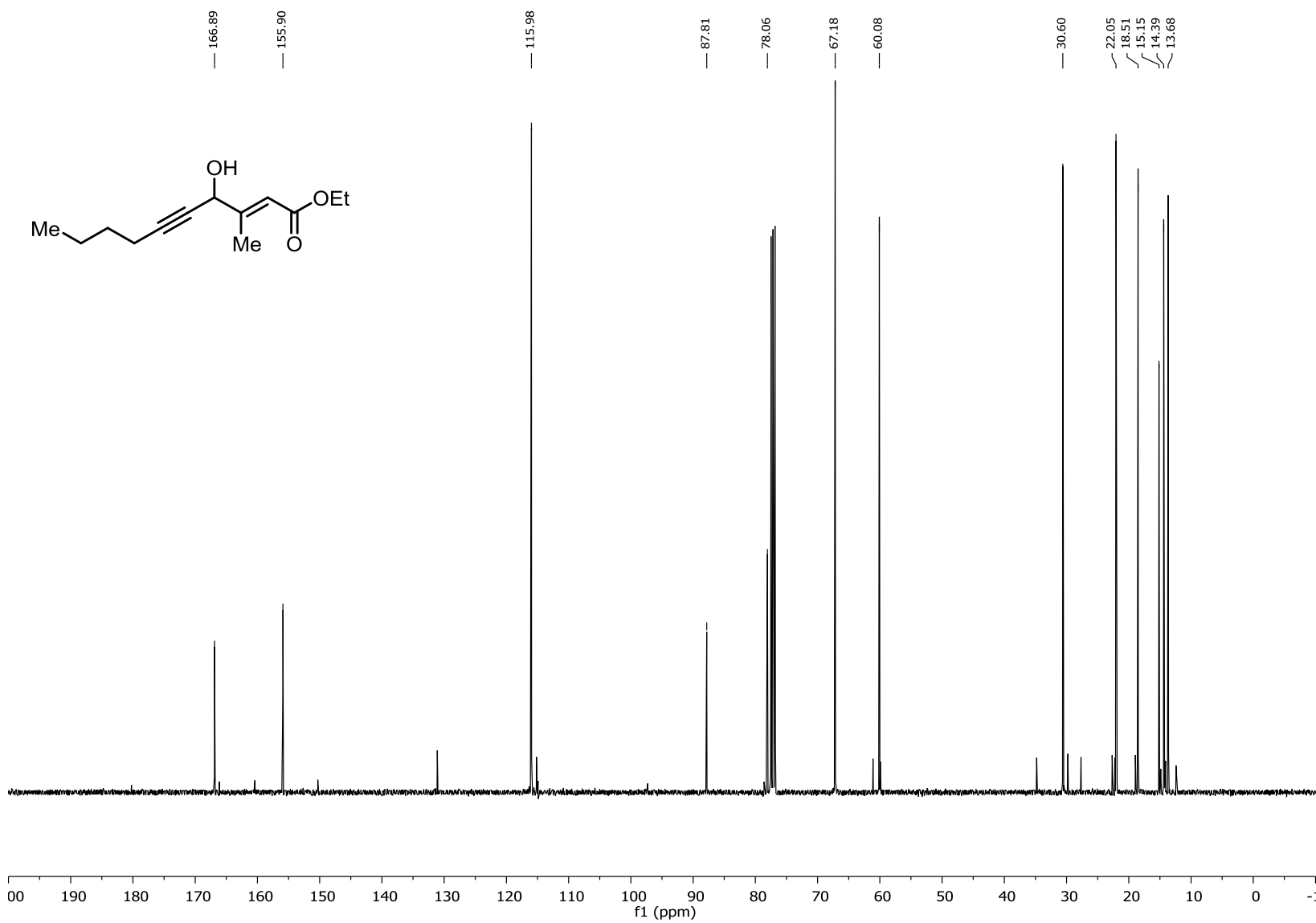
(E)-undec-3-en-6-yn-5-ol (S3)



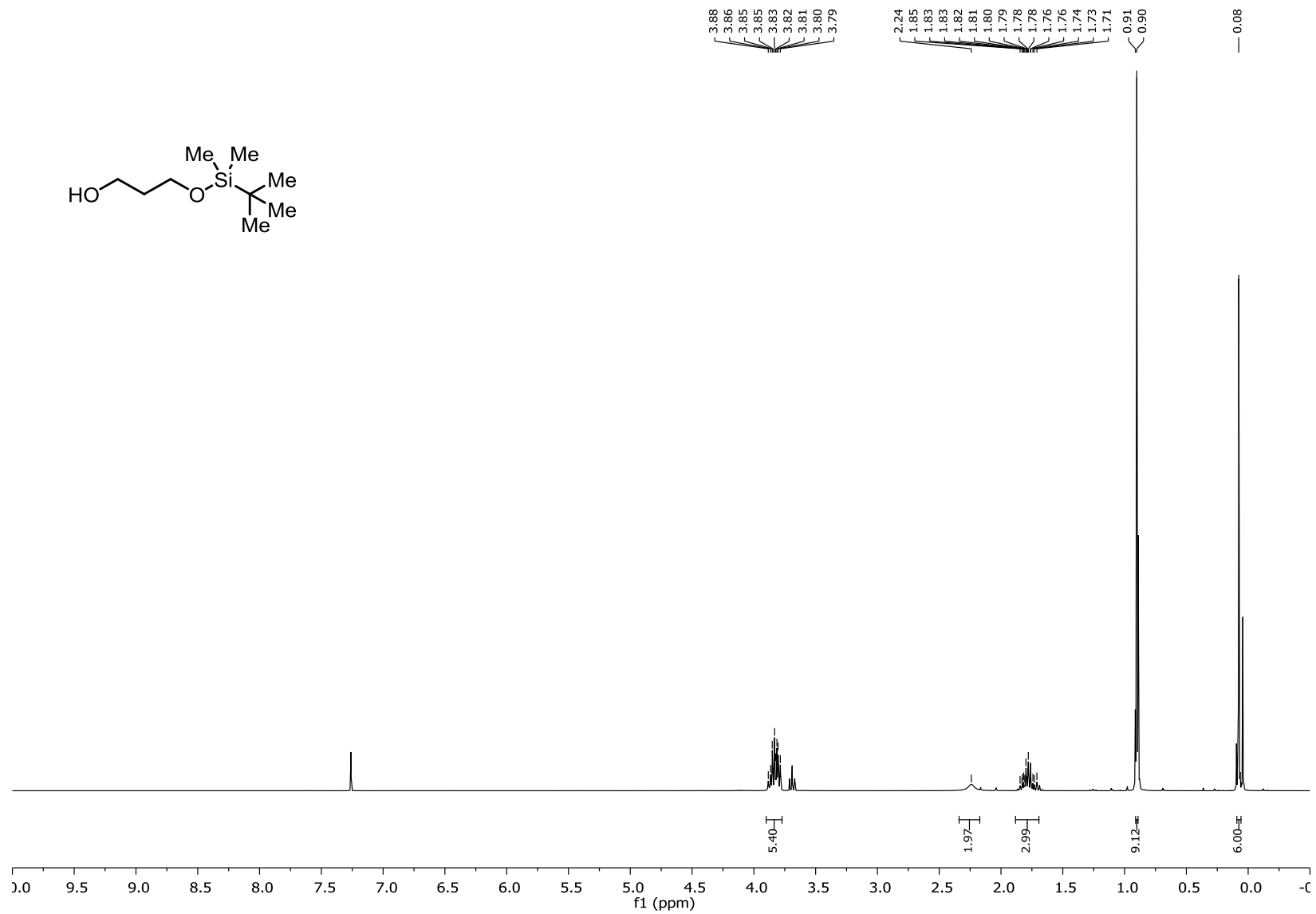
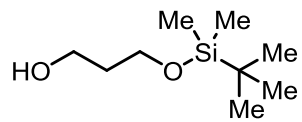
Ethyl (*E*)-4-hydroxy-3-methyldec-2-en-5-ynoate (S4)



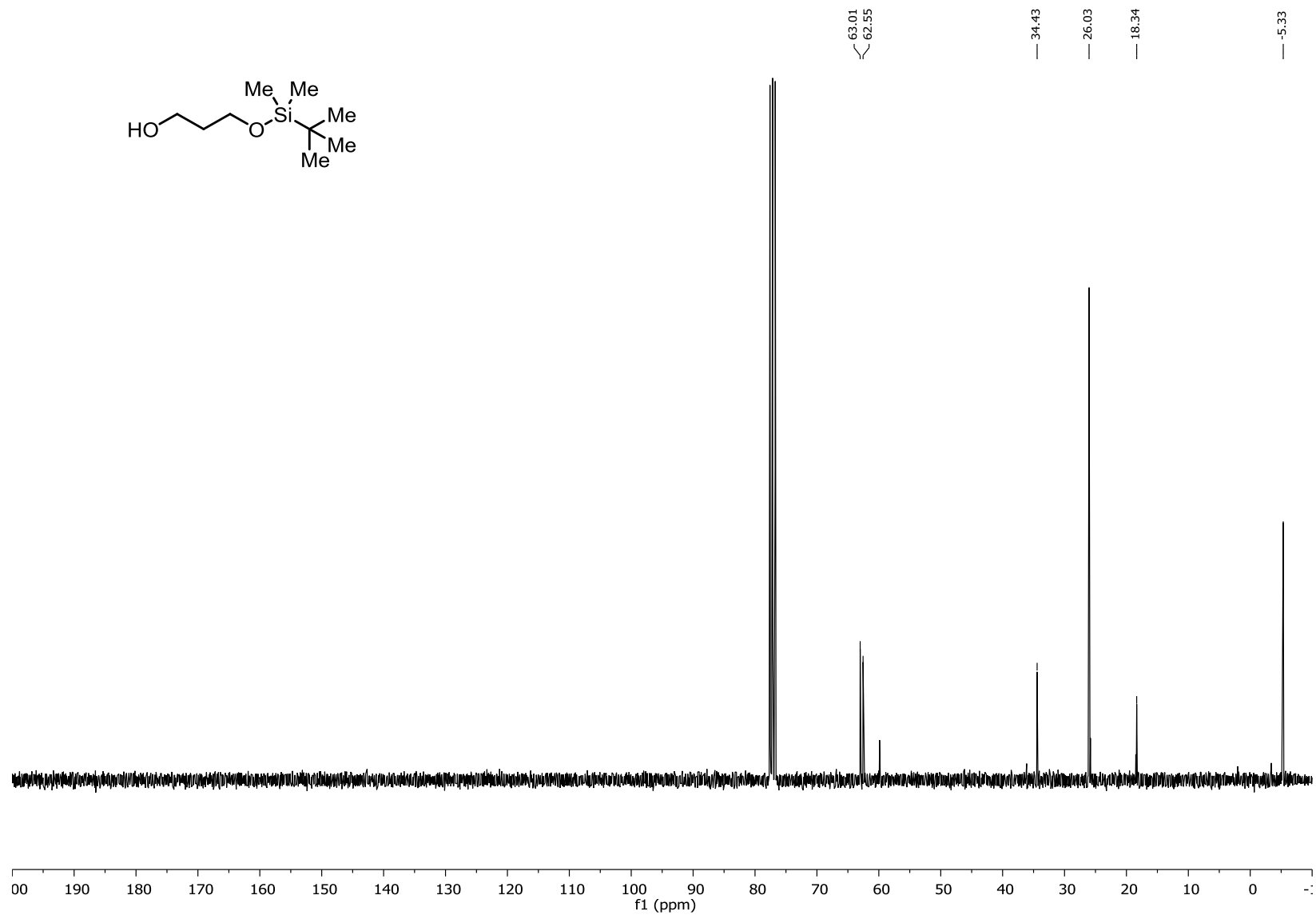
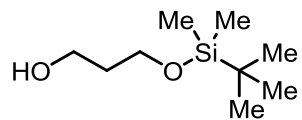
Ethyl (*E*)-4-hydroxy-3-methyldec-2-en-5-ynoate (S4)



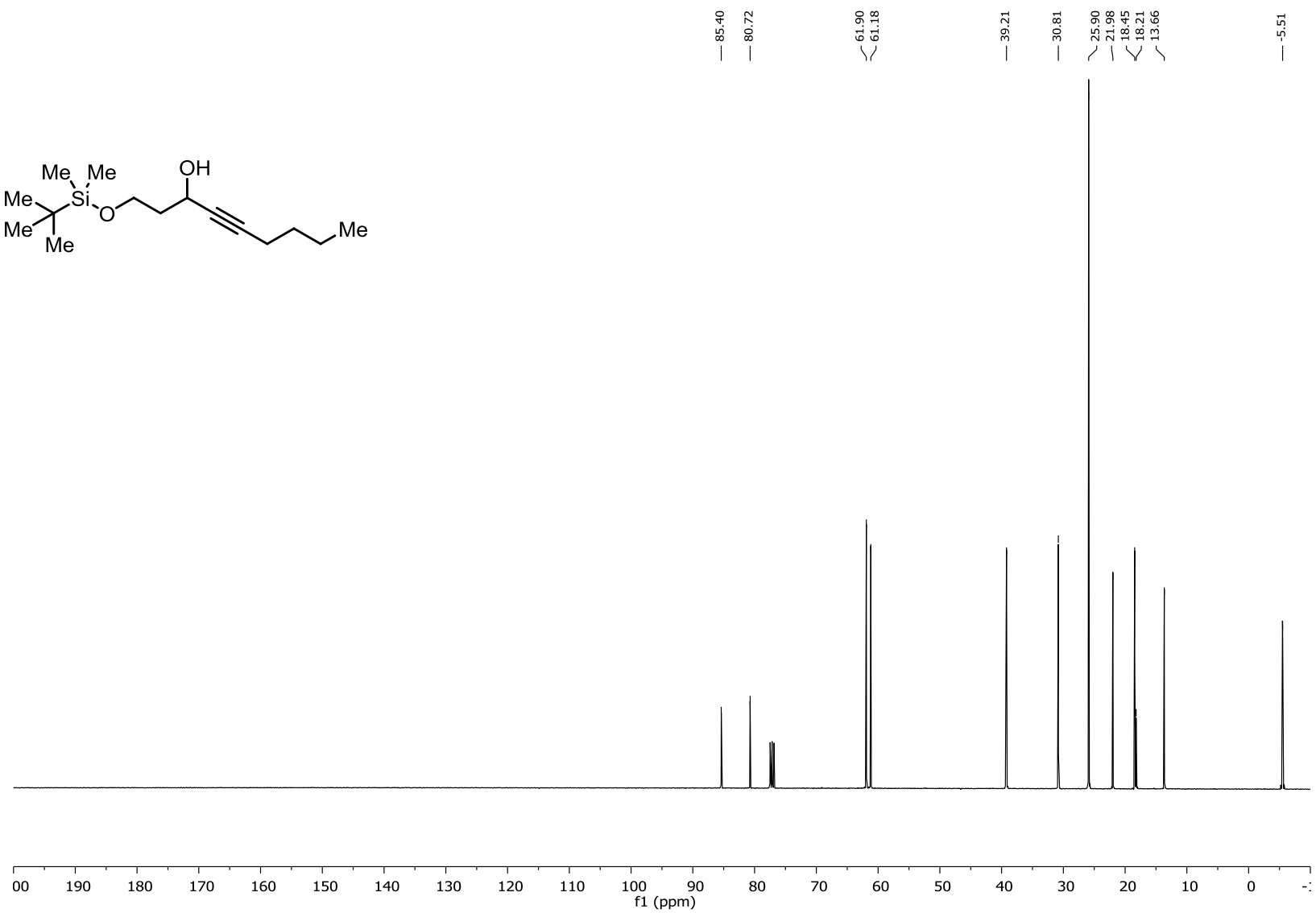
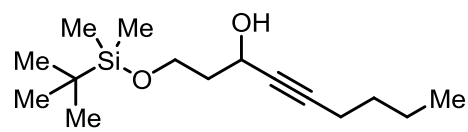
3-((*tert*-Butyldimethylsilyl)oxy)propan-1-ol (S5)



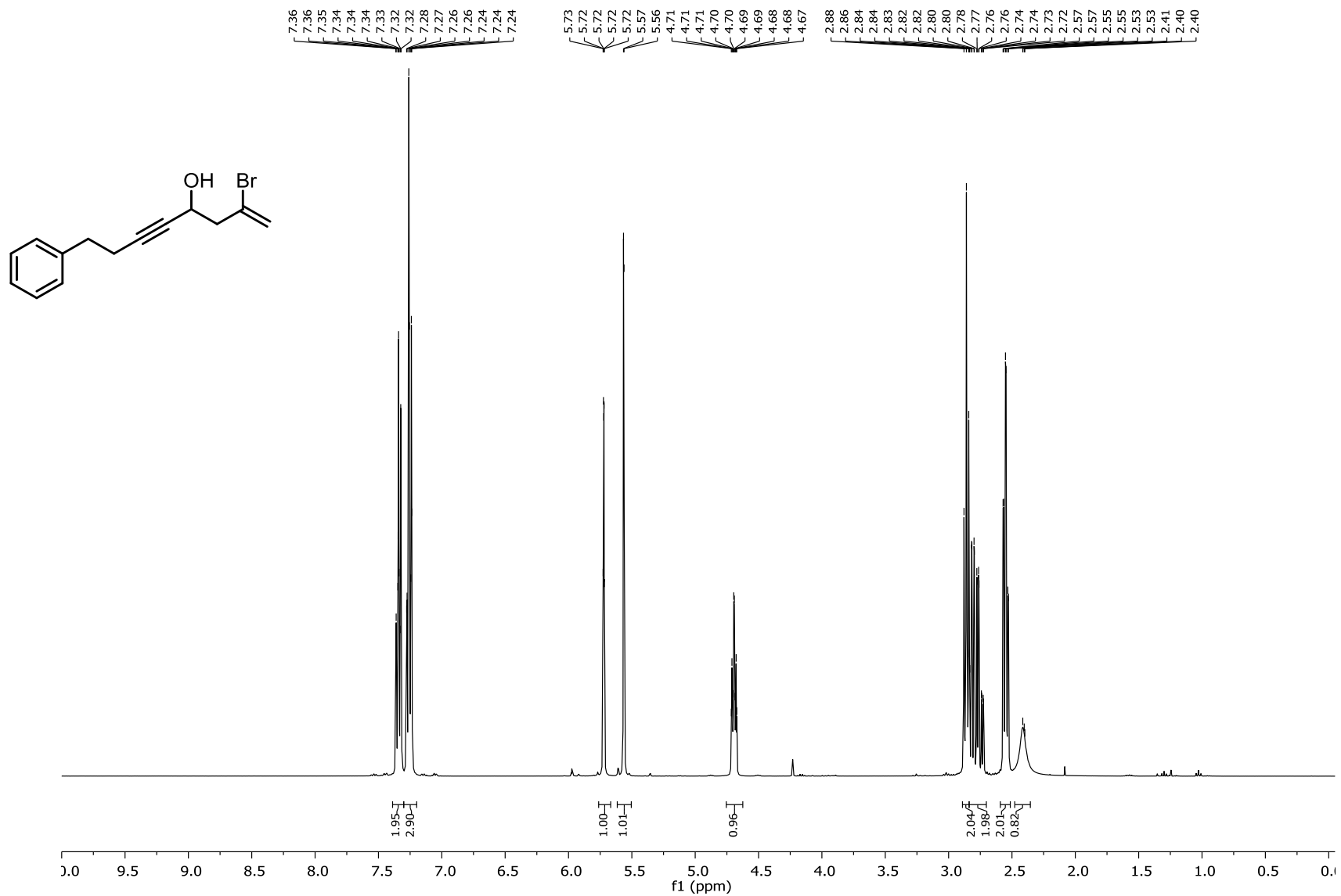
3-((*tert*-Butyldimethylsilyl)oxy)propan-1-ol (S5)



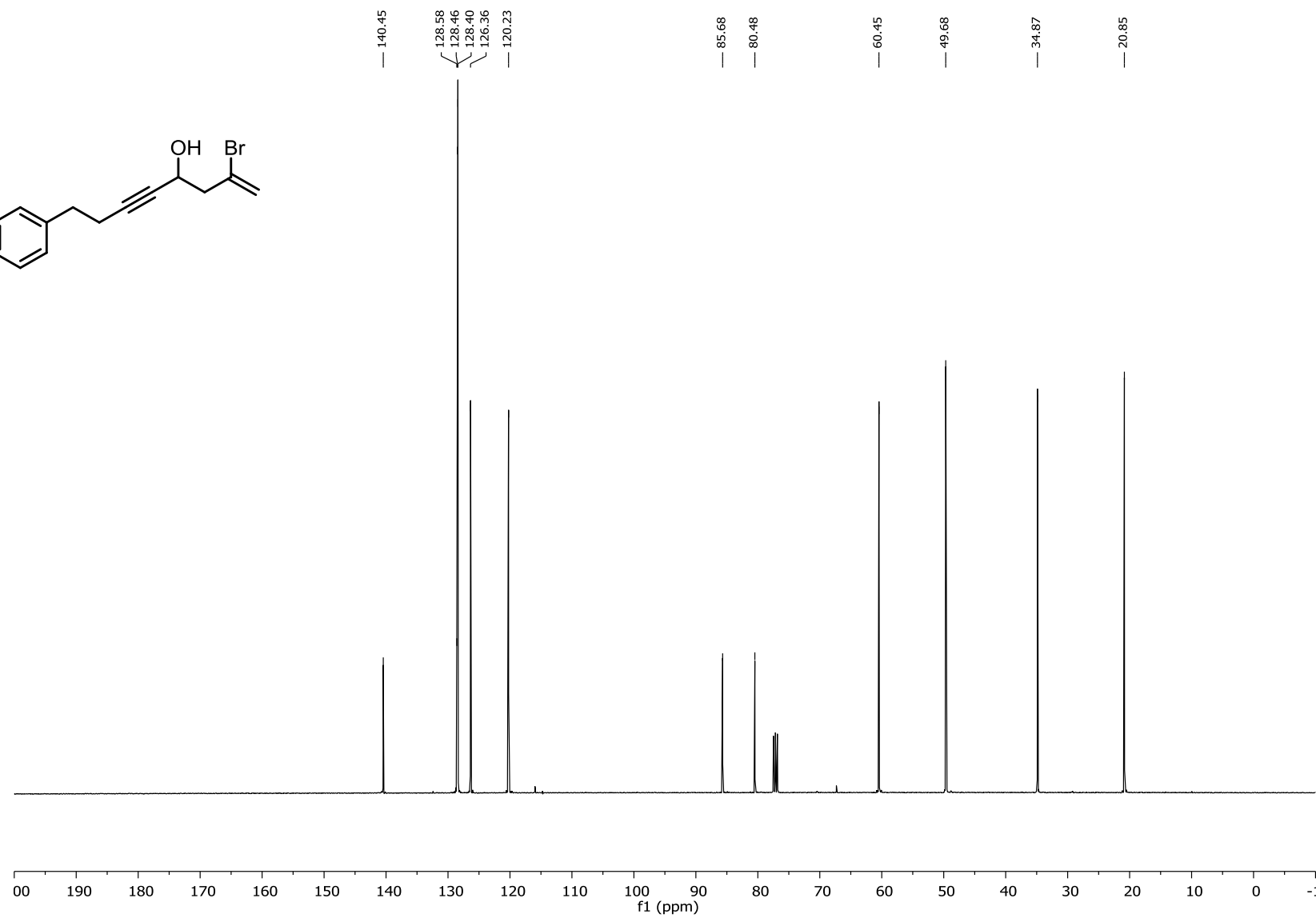
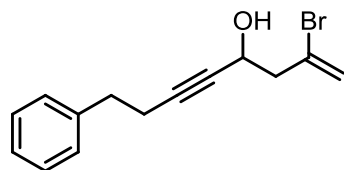
1-((tert-butyldimethylsilyl)oxy)non-4-yn-3-ol (S6)



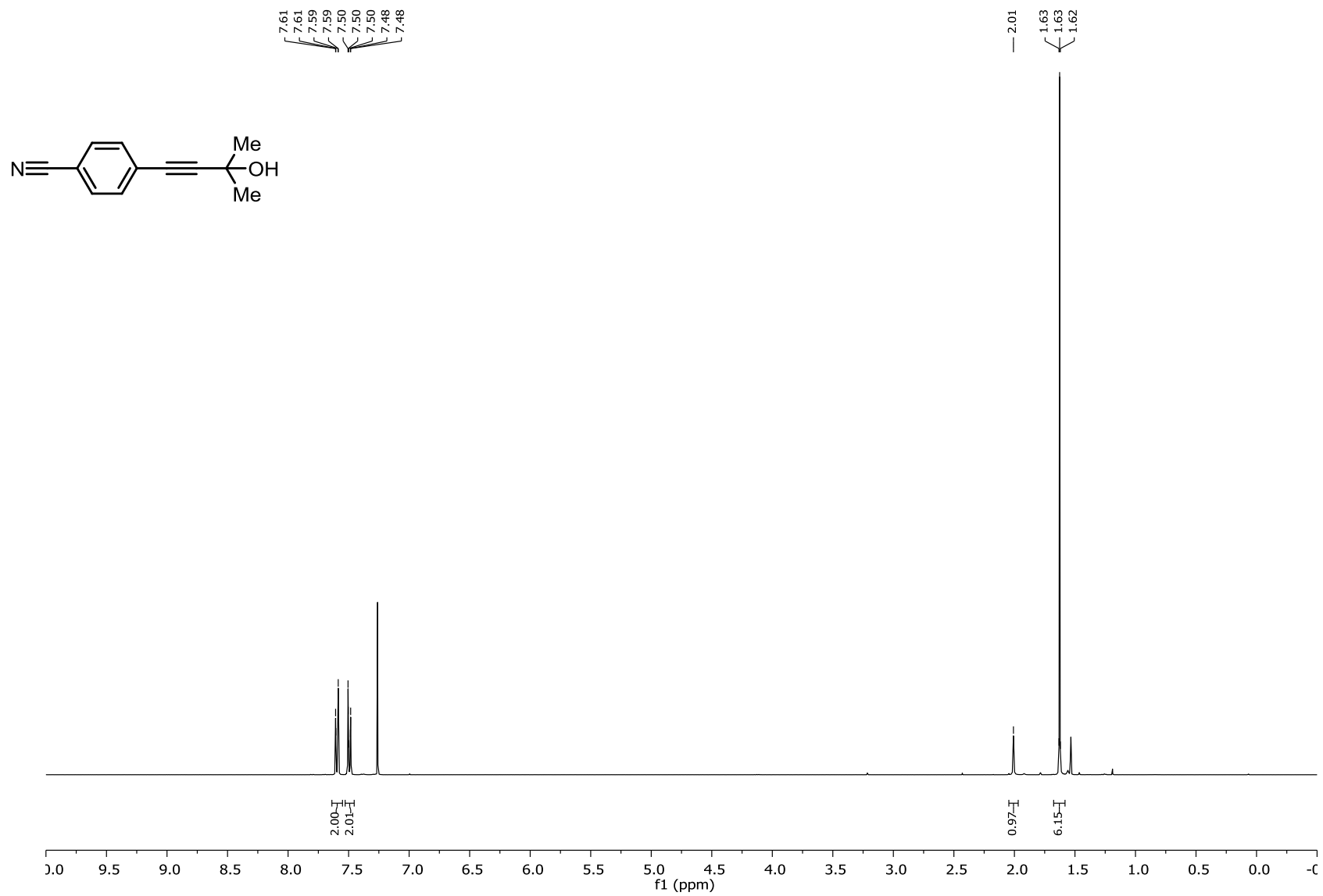
2-bromo-8-phenyloct-1-en-5-yn-4-ol (S7)



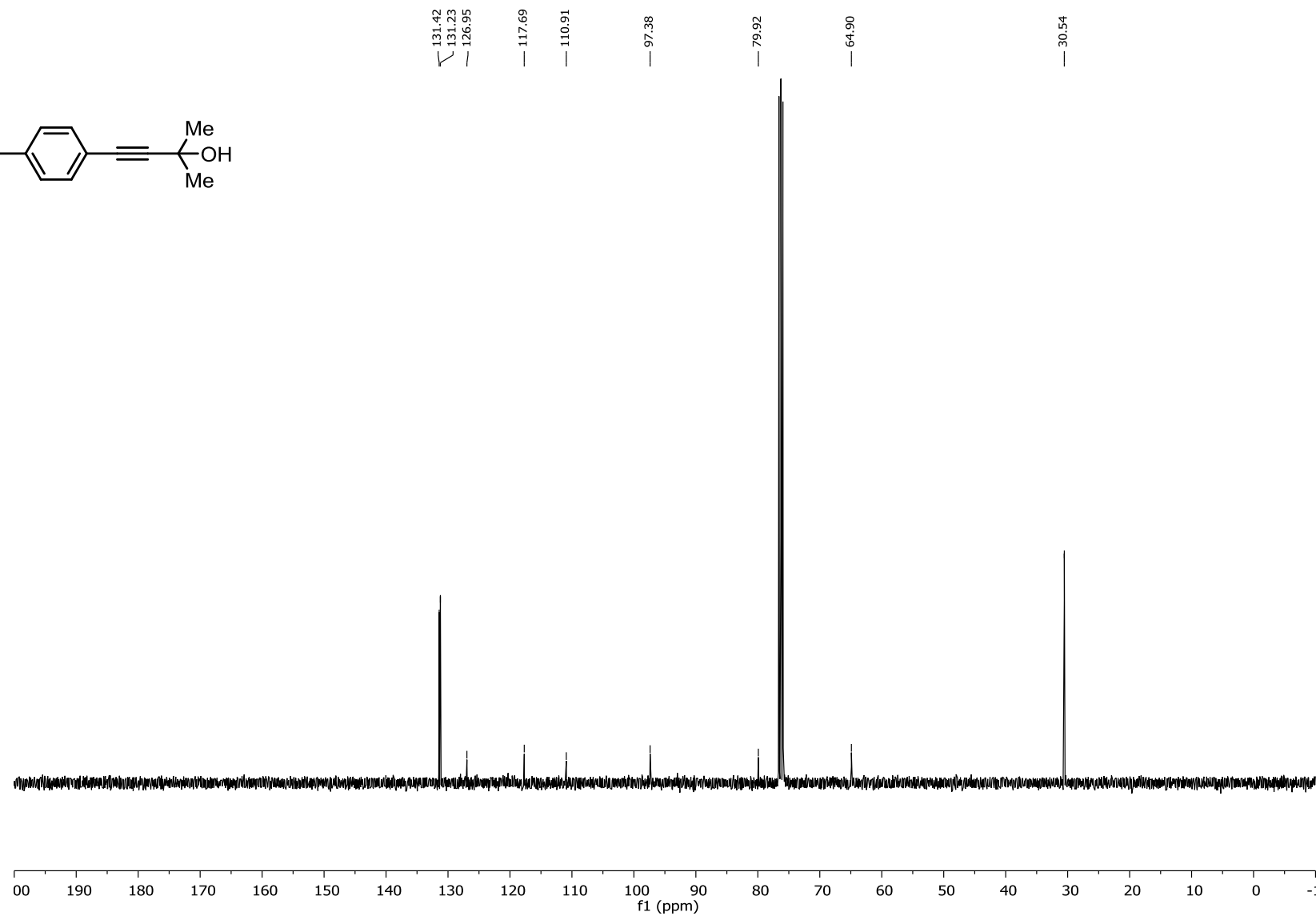
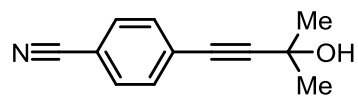
2-bromo-8-phenyloct-1-en-5-yn-4-ol (S7)



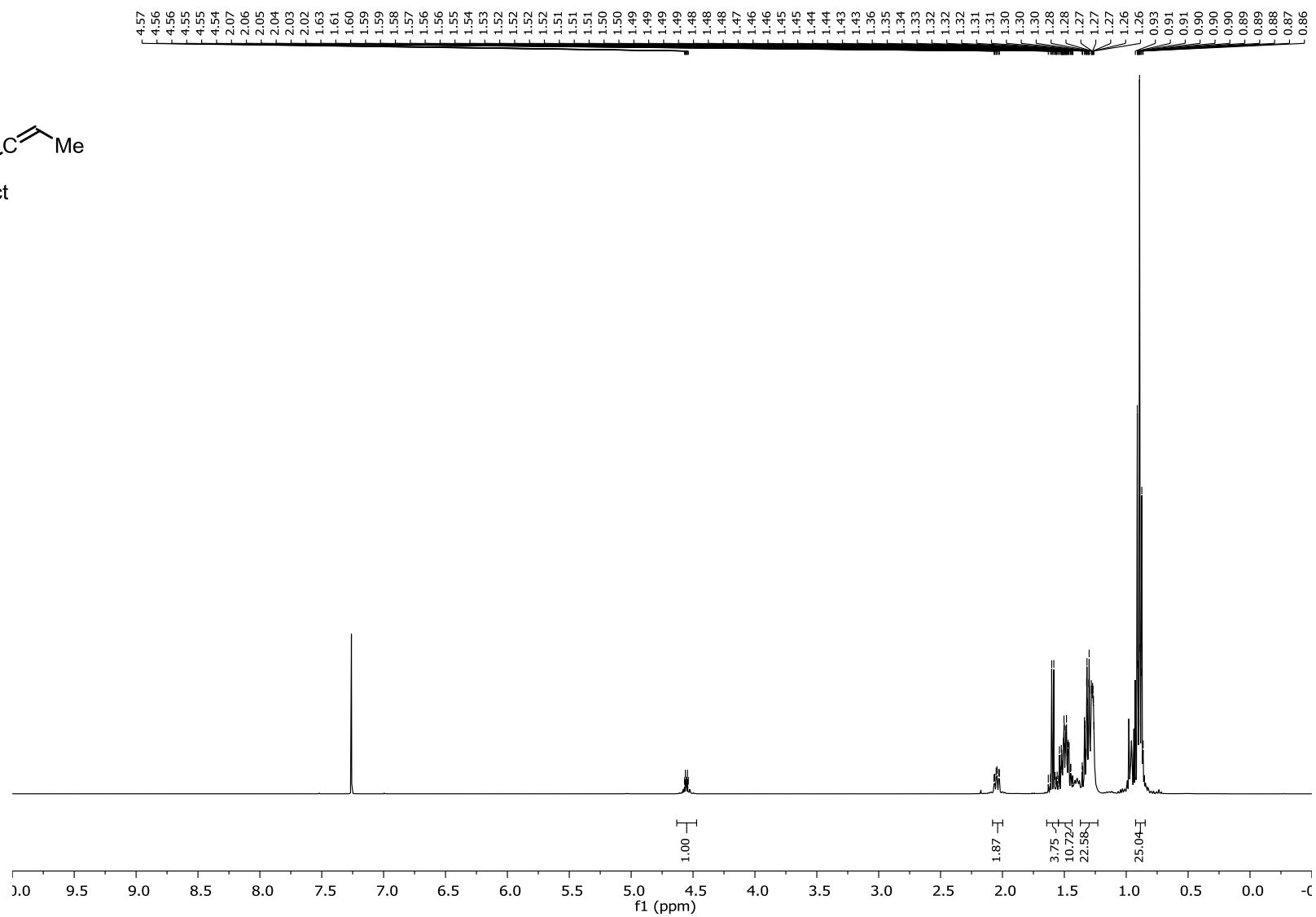
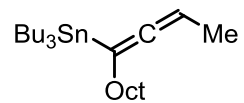
4-(3-hydroxy-3-methylbut-1-yn-1-yl)benzonitrile (S8)



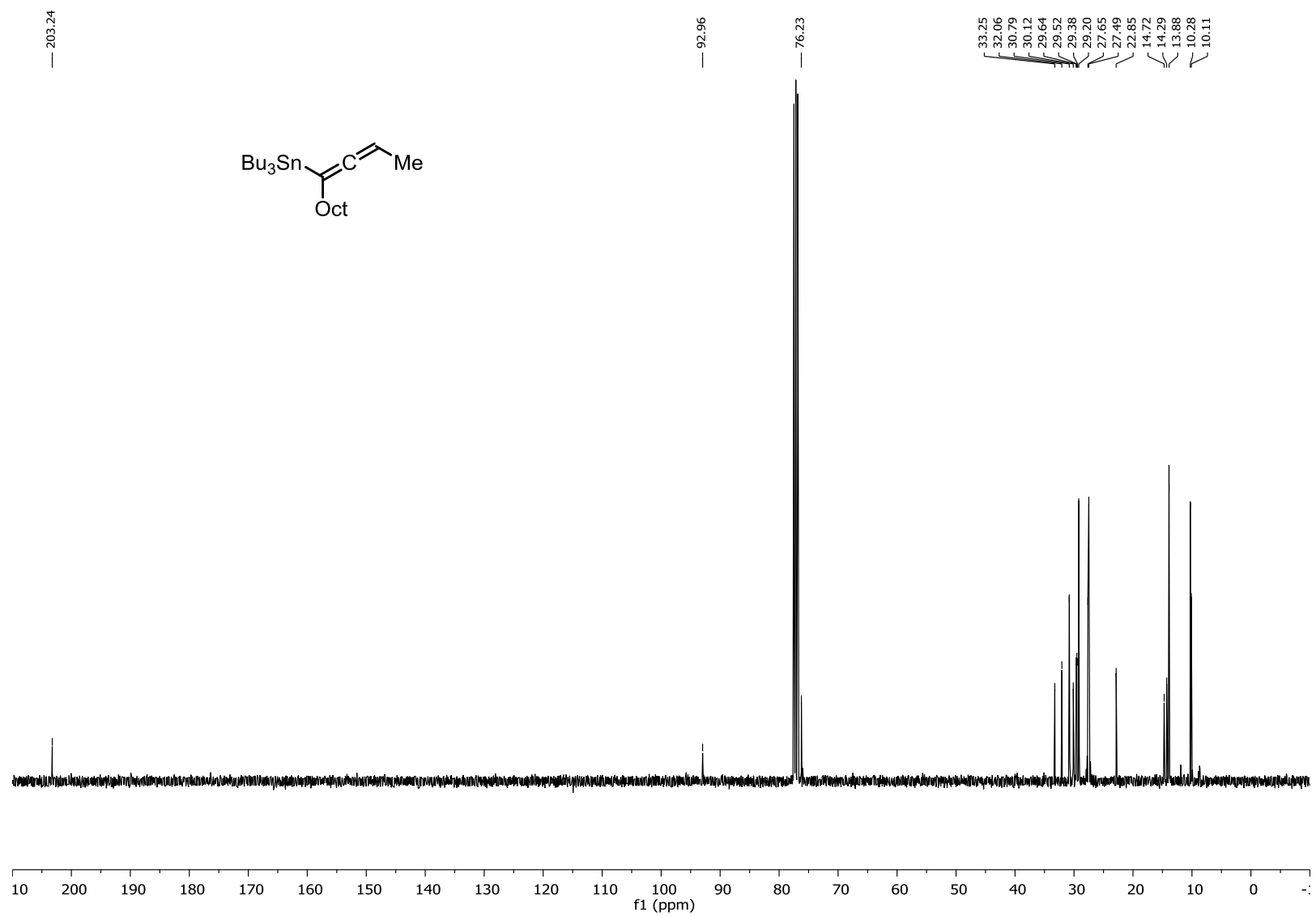
4-(3-hydroxy-3-methylbut-1-yn-1-yl)benzonitrile (S8)



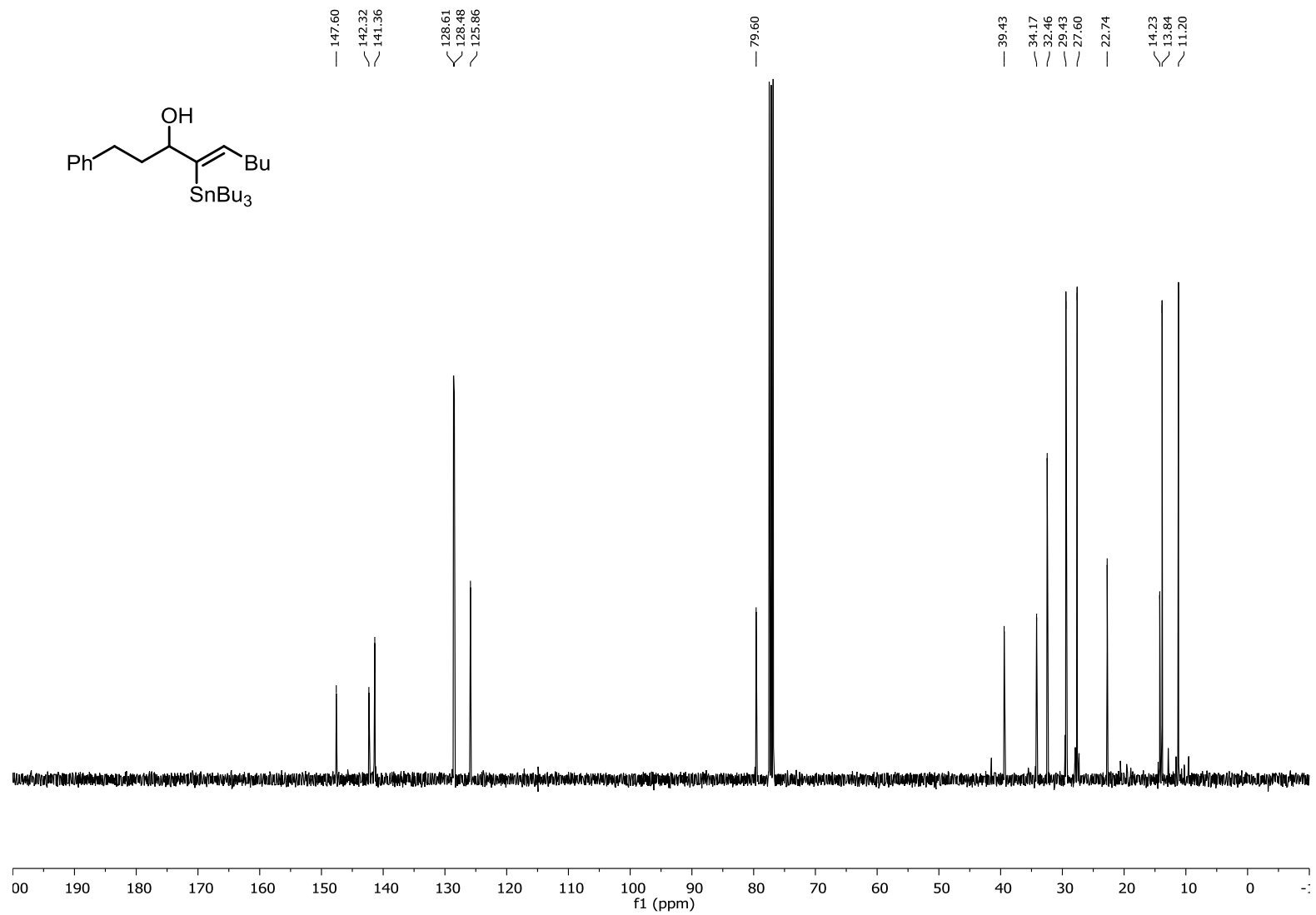
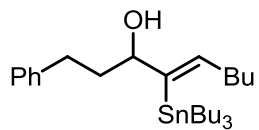
tributyl(dodeca-2,3-dien-4-yl)stannane (S9)



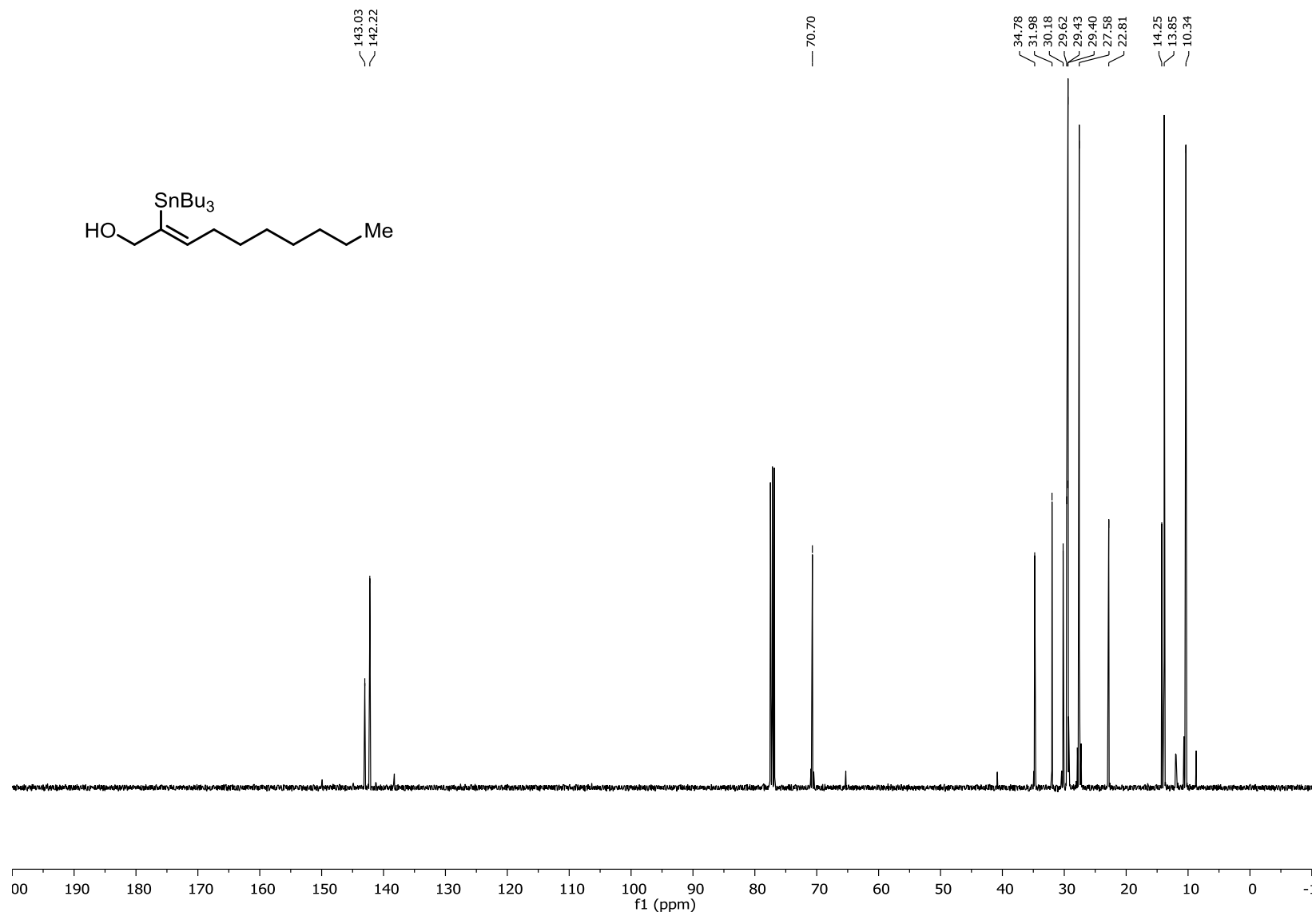
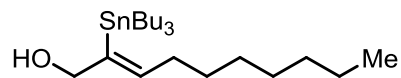
tributyl(dodeca-2,3-dien-4-yl)stannane (S9)



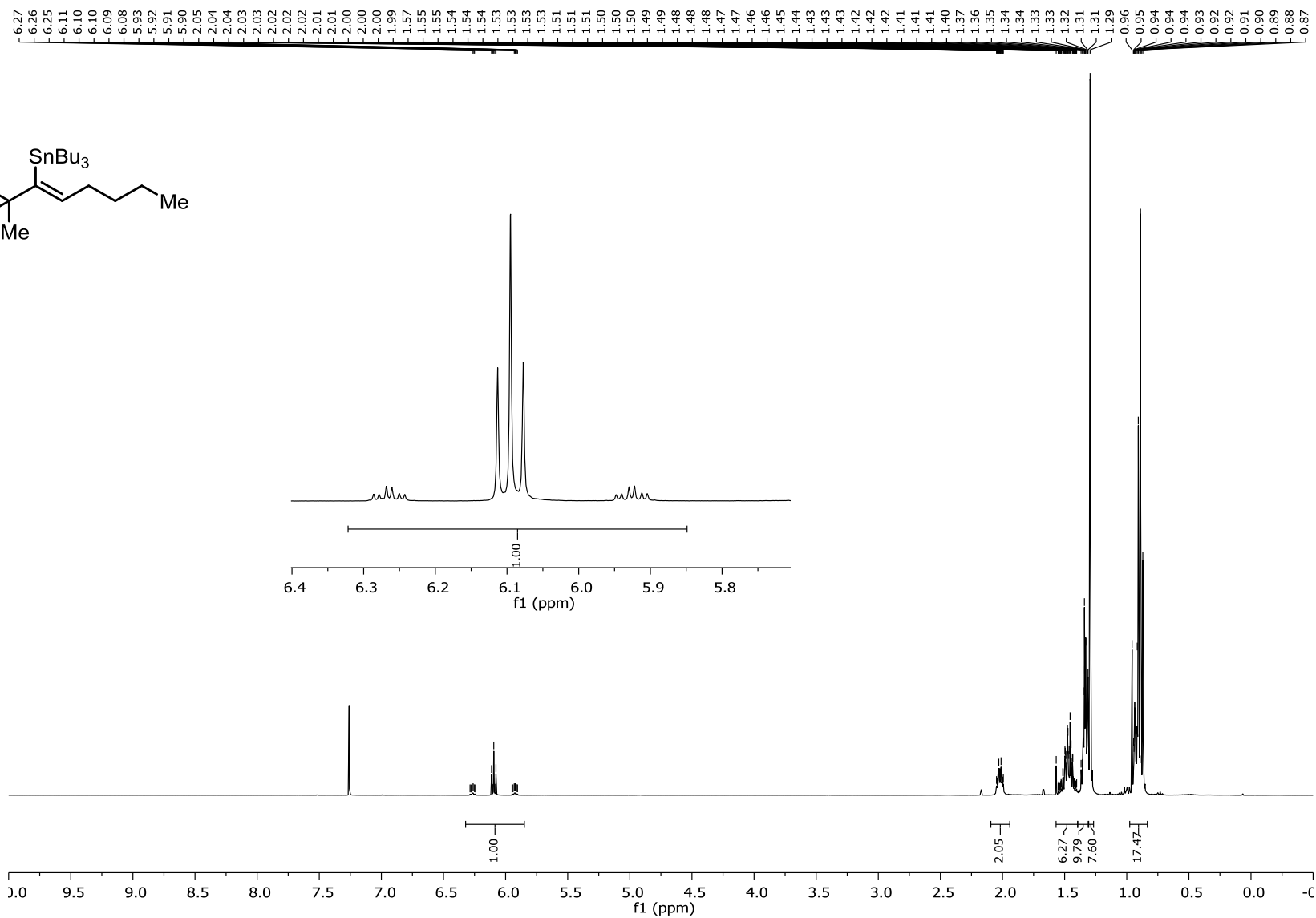
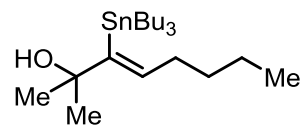
(Z)-1-Phenyl-4-(tributylstannyl)non-4-en-3-ol (1)



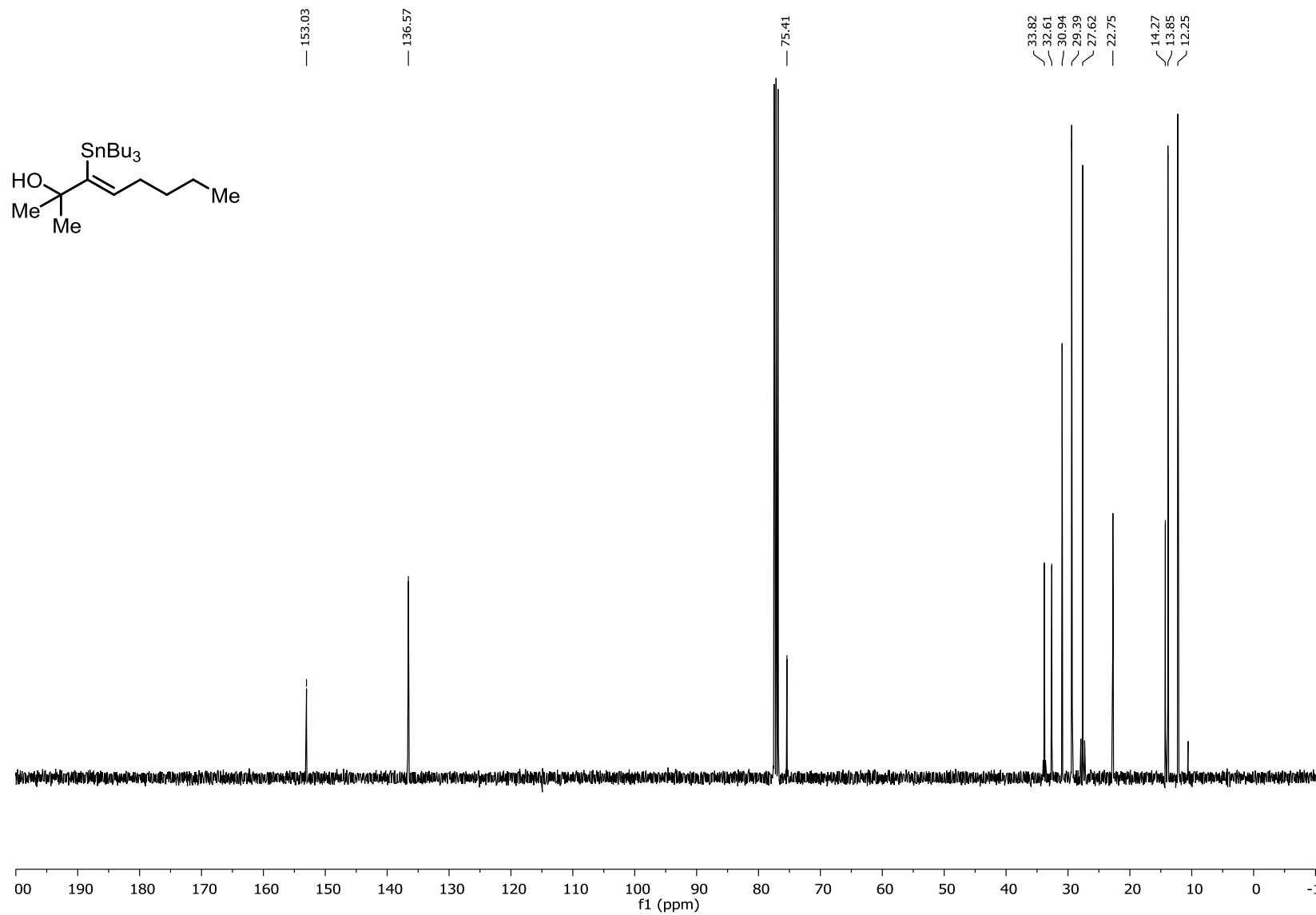
(Z)-2-(tributylstannyl)dec-2-en-1-ol (S10)



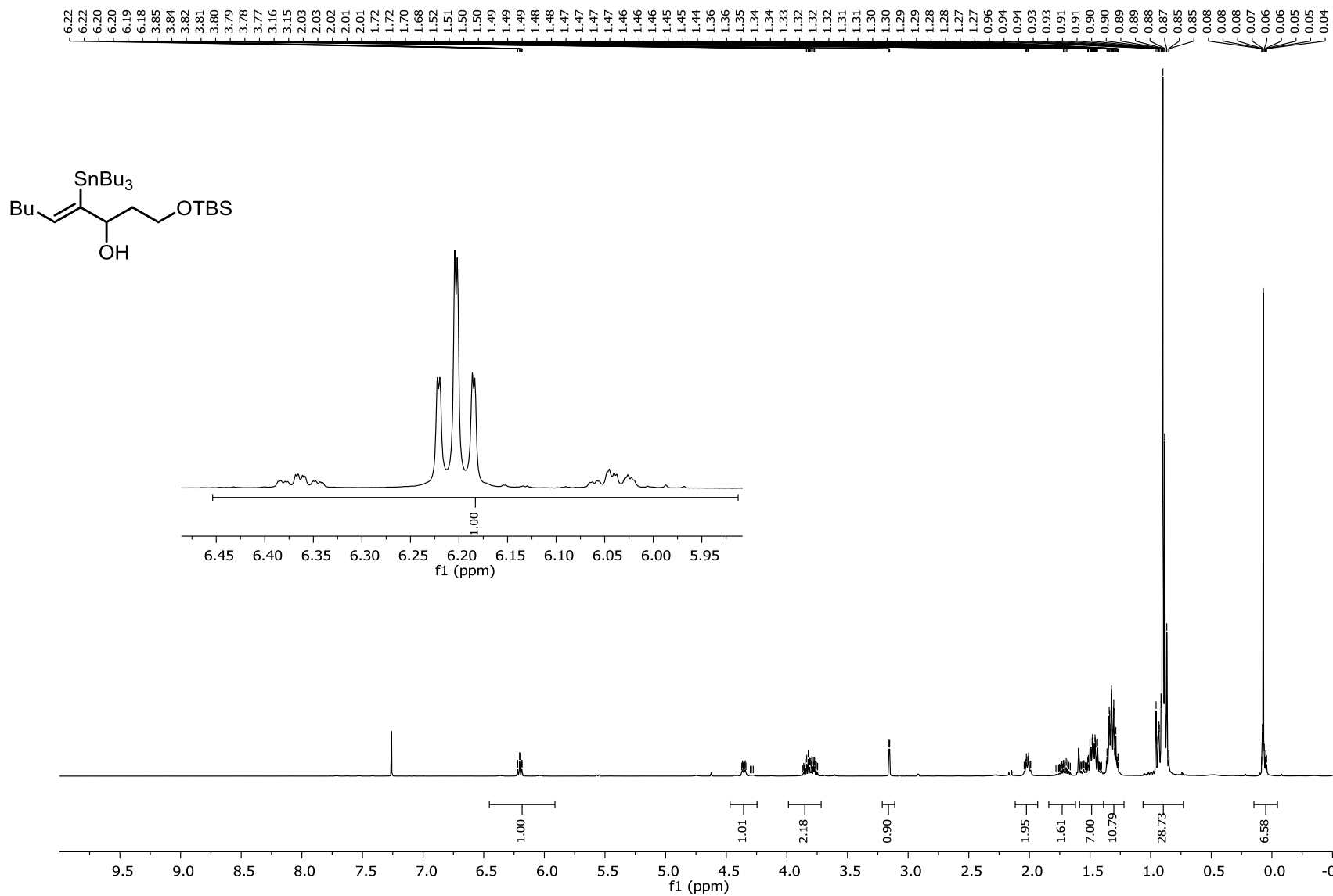
(Z)-2-methyl-3-(tributylstannyl)oct-3-en-2-ol (S11)



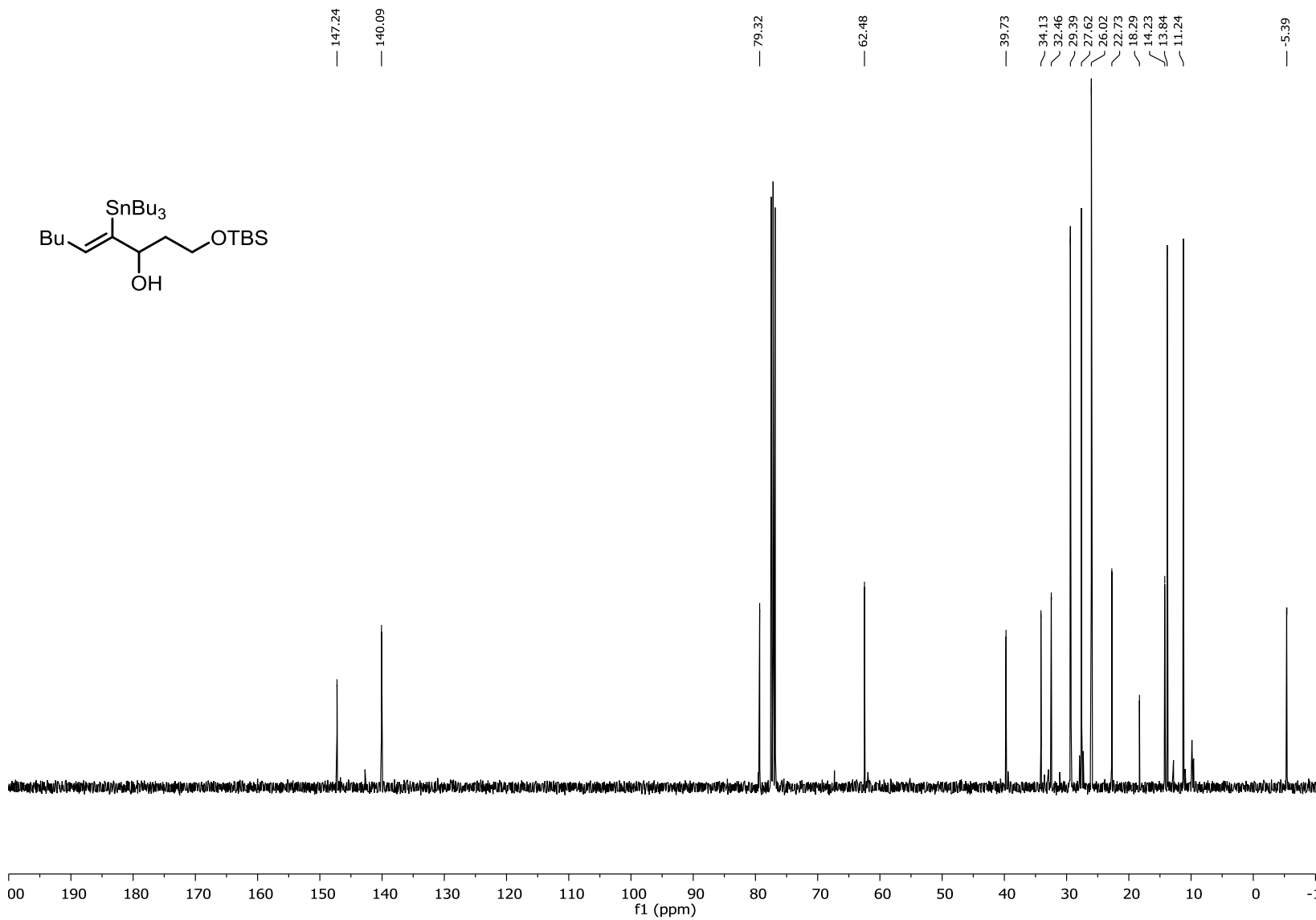
(Z)-2-methyl-3-(tributylstannyl)oct-3-en-2-ol (S11)



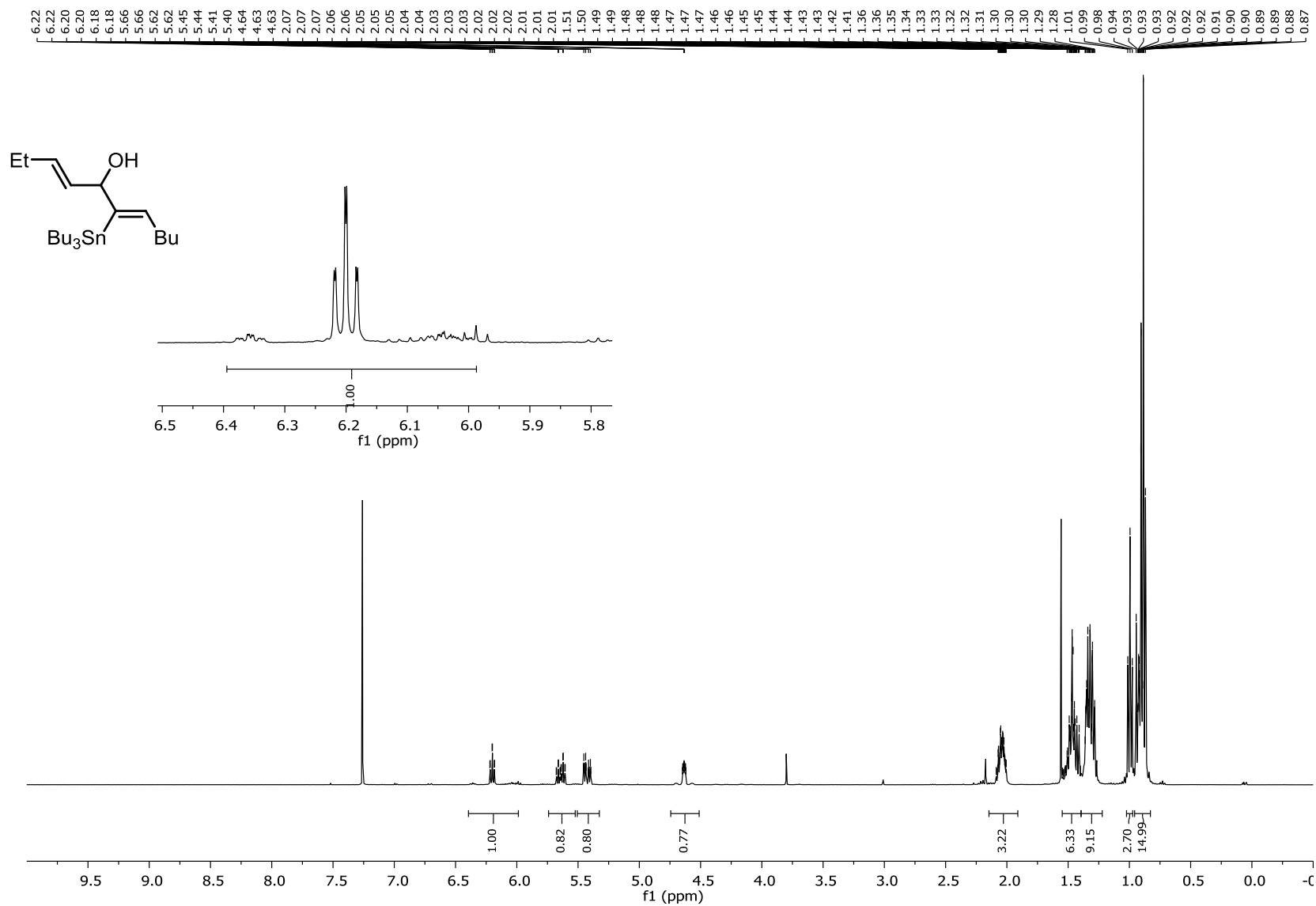
(Z)-1-((tert-butyldimethylsilyloxy)-4-(tributylstannyl)non-4-en-3-ol (S12)



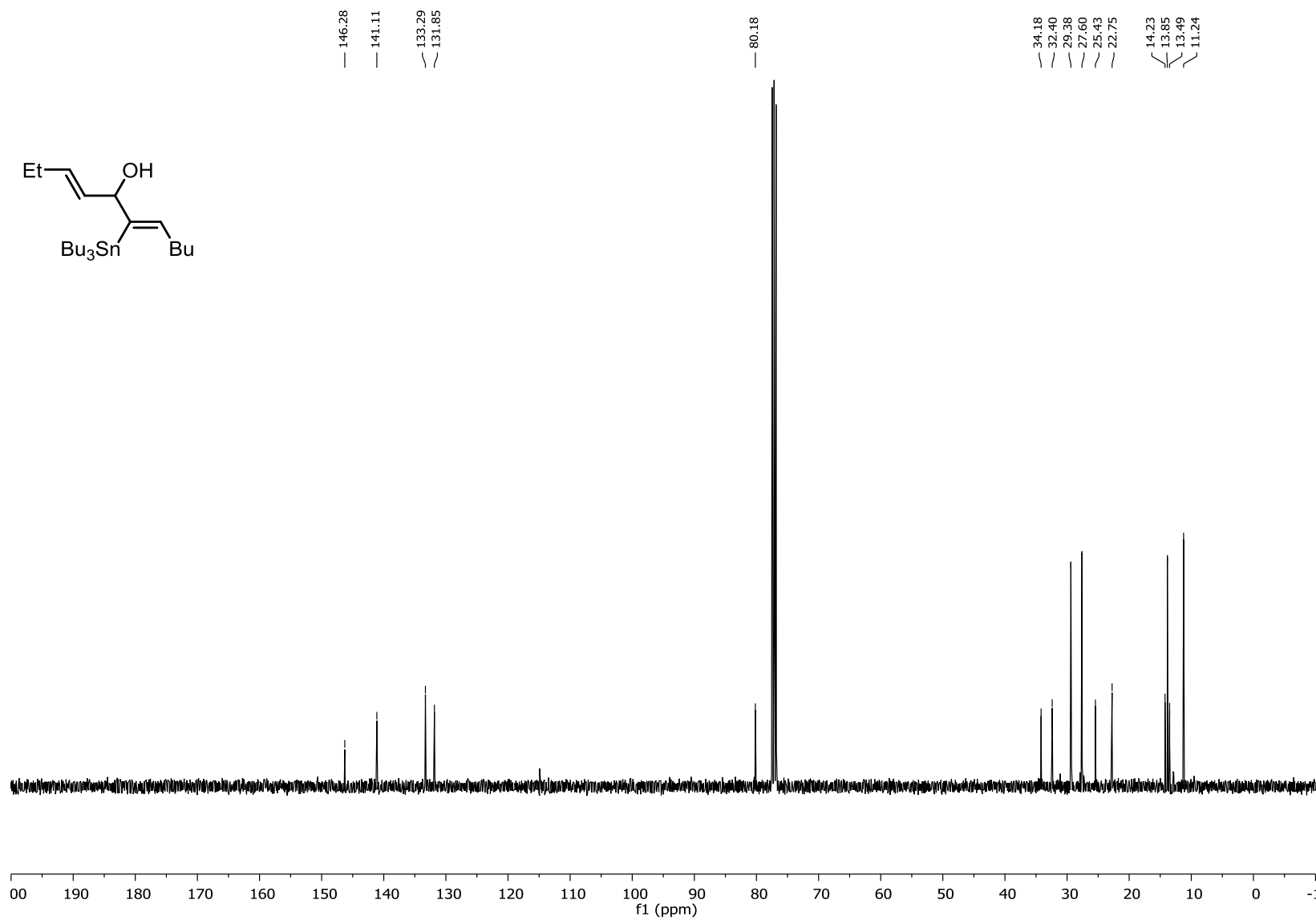
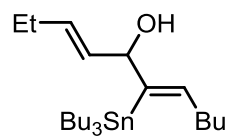
(Z)-1-((tert-butyldimethylsilyl)oxy)-4-(tributylstannyl)non-4-en-3-ol (S12)



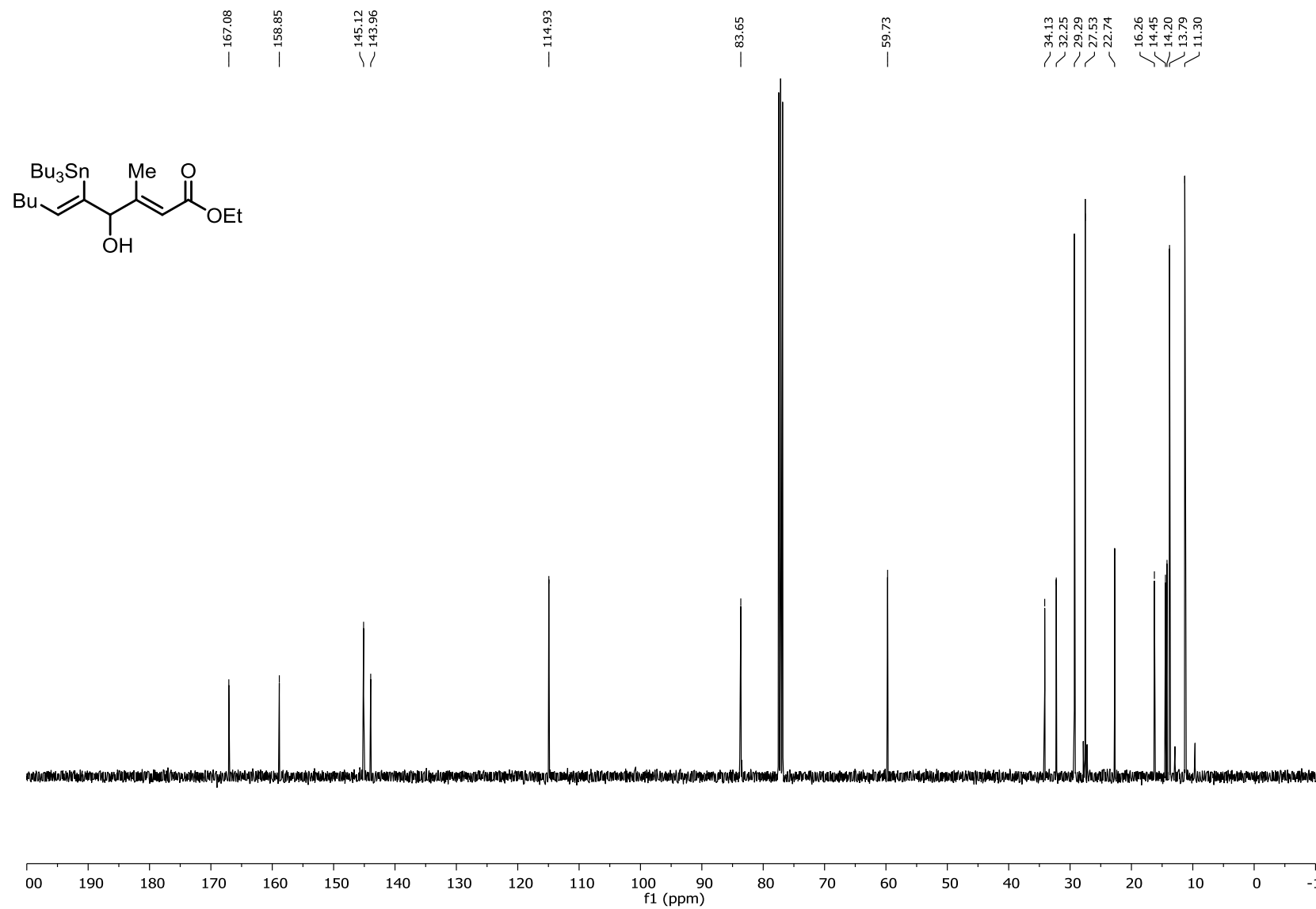
(3E,6Z)-6-(tributylstannyl)undeca-3,6-dien-5-ol (S13)



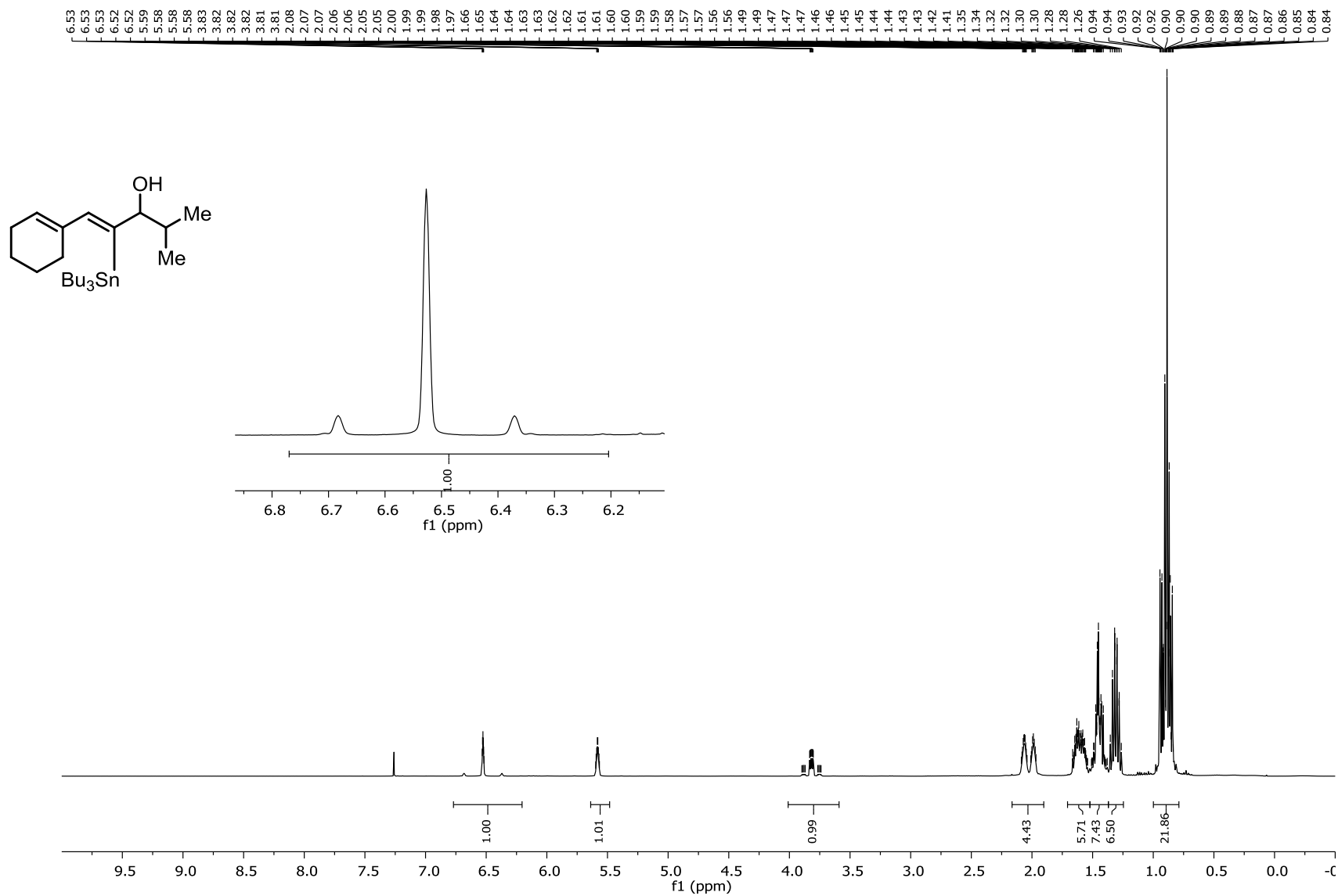
(3E,6Z)-6-(tributylstannyl)undeca-3,6-dien-5-ol (S13)



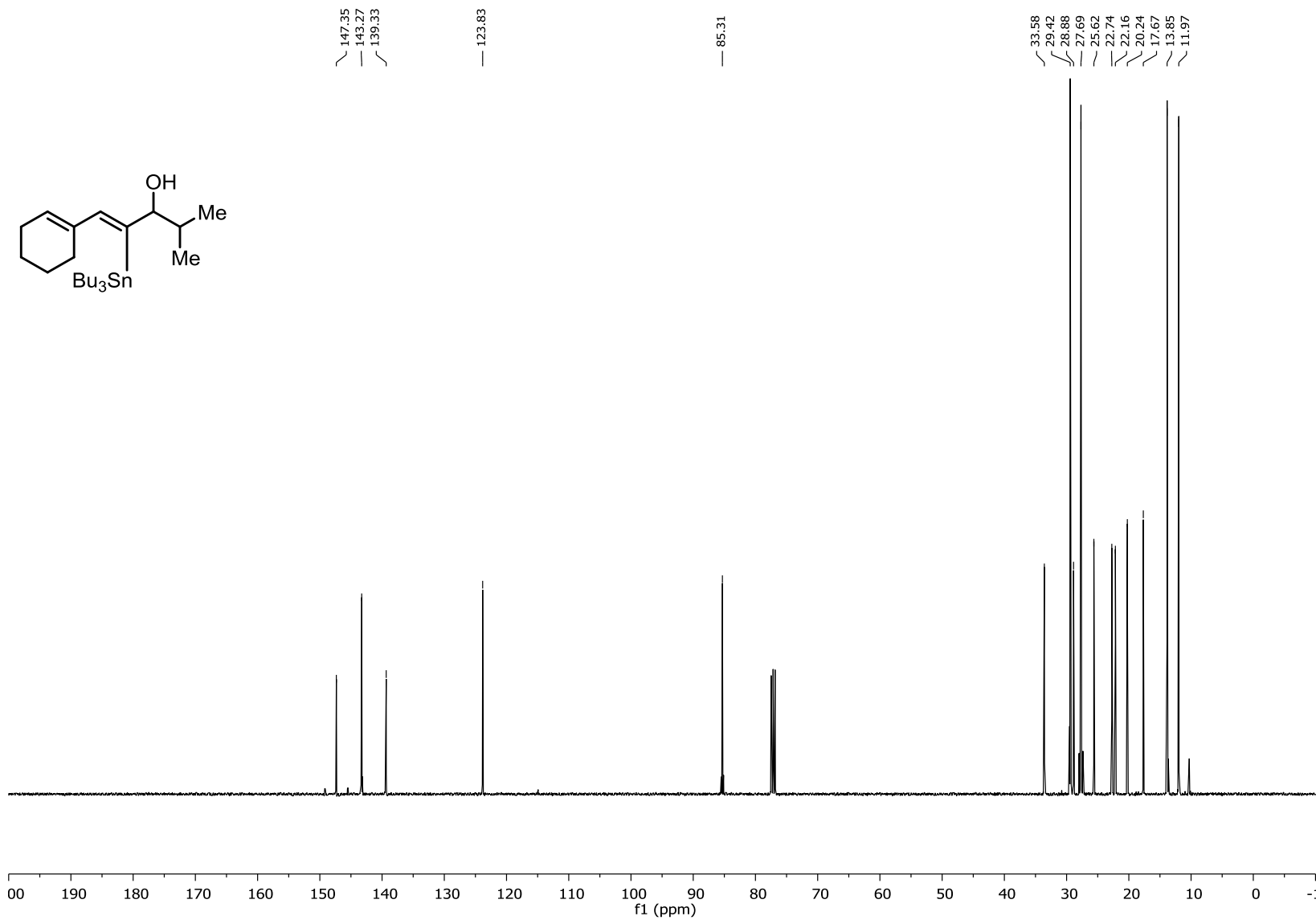
ethyl (2E,5Z)-4-hydroxy-3-methyl-5-(tributylstannyl)deca-2,5-dienoate (S14)



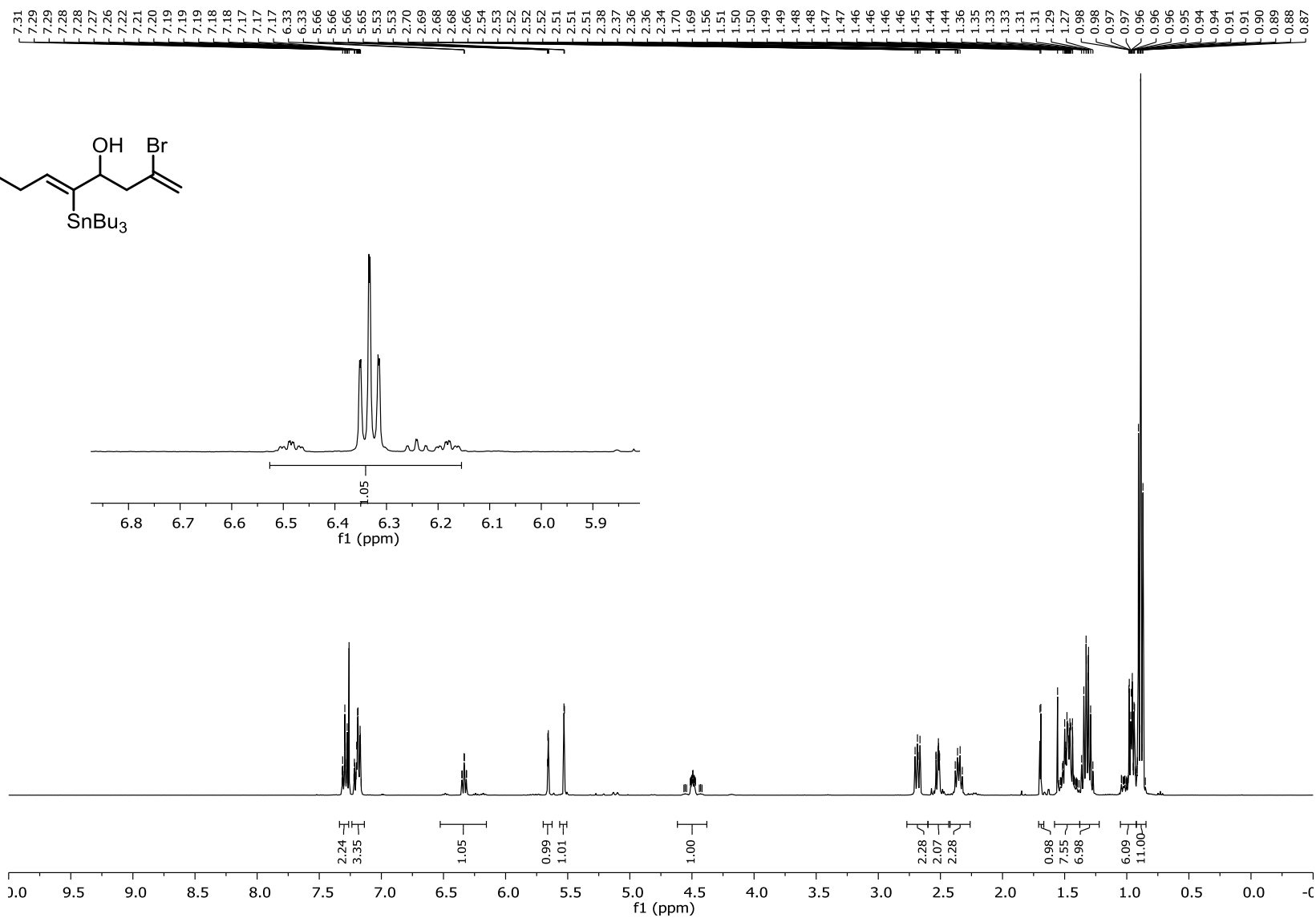
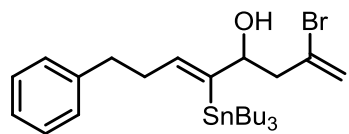
(Z)-1-(cyclohex-1-en-1-yl)-4-methyl-2-(tributylstannyl)pent-1-en-3-ol (S15)



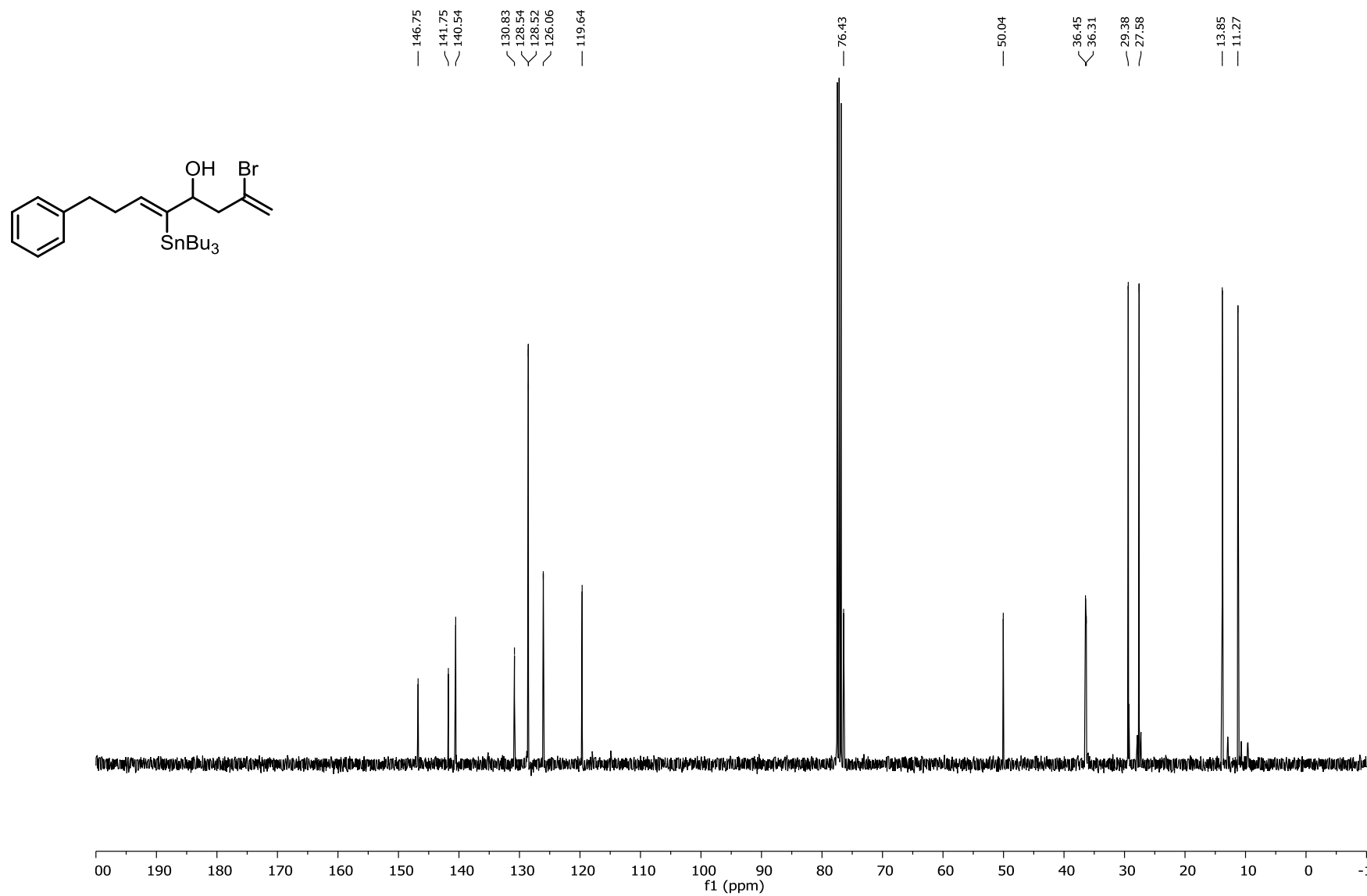
(Z)-1-(cyclohex-1-en-1-yl)-4-methyl-2-(tributylstannyl)pent-1-en-3-ol (S15)



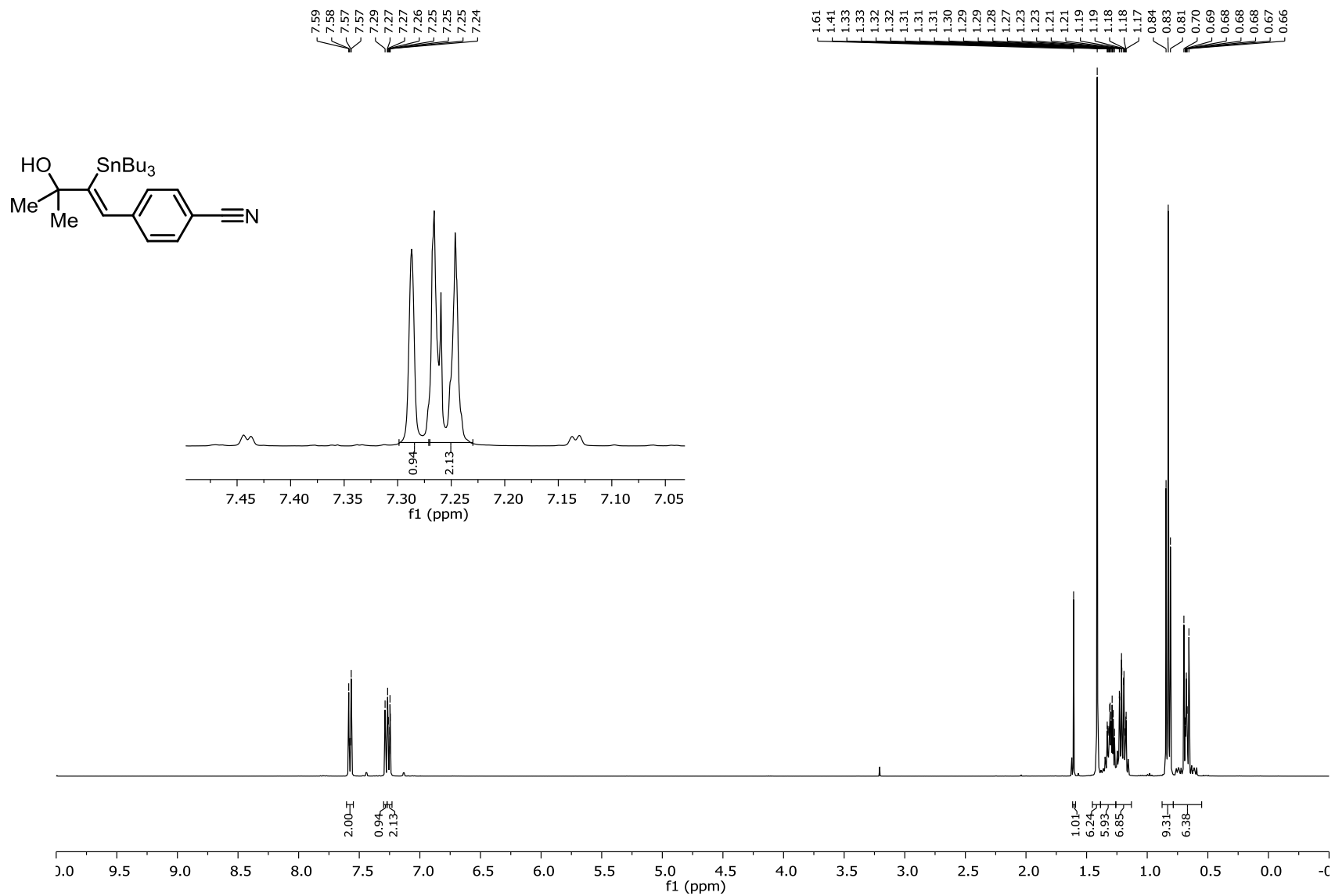
(Z)-2-bromo-8-phenyl-5-(tributylstannyl)octa-1,5-dien-4-ol (S16)



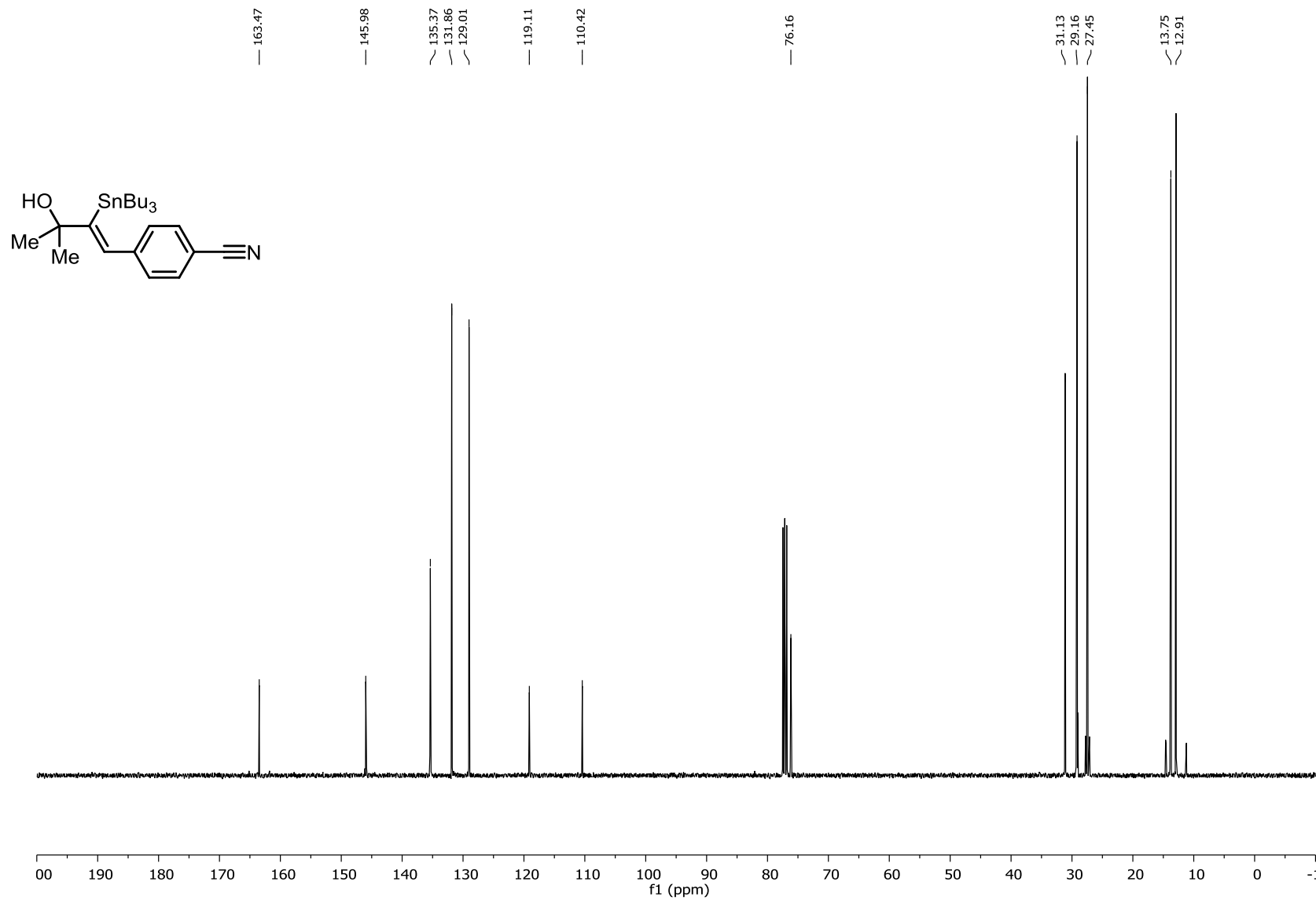
(Z)-2-bromo-8-phenyl-5-(tributylstannyl)octa-1,5-dien-4-ol (S16)



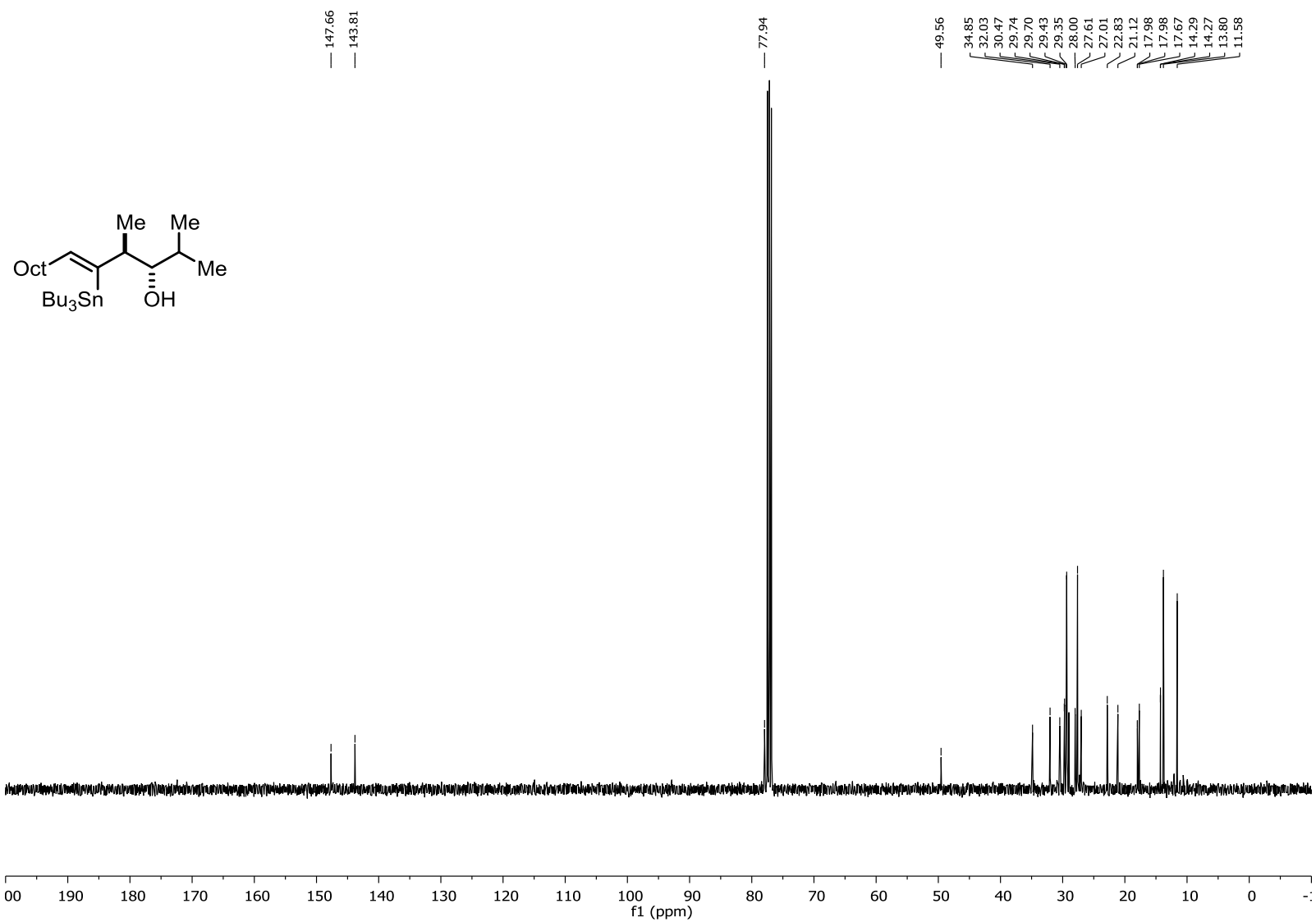
(Z)-4-(3-hydroxy-3-methyl-2-(tributylstannyl)but-1-en-1-yl)benzonitrile (S17)



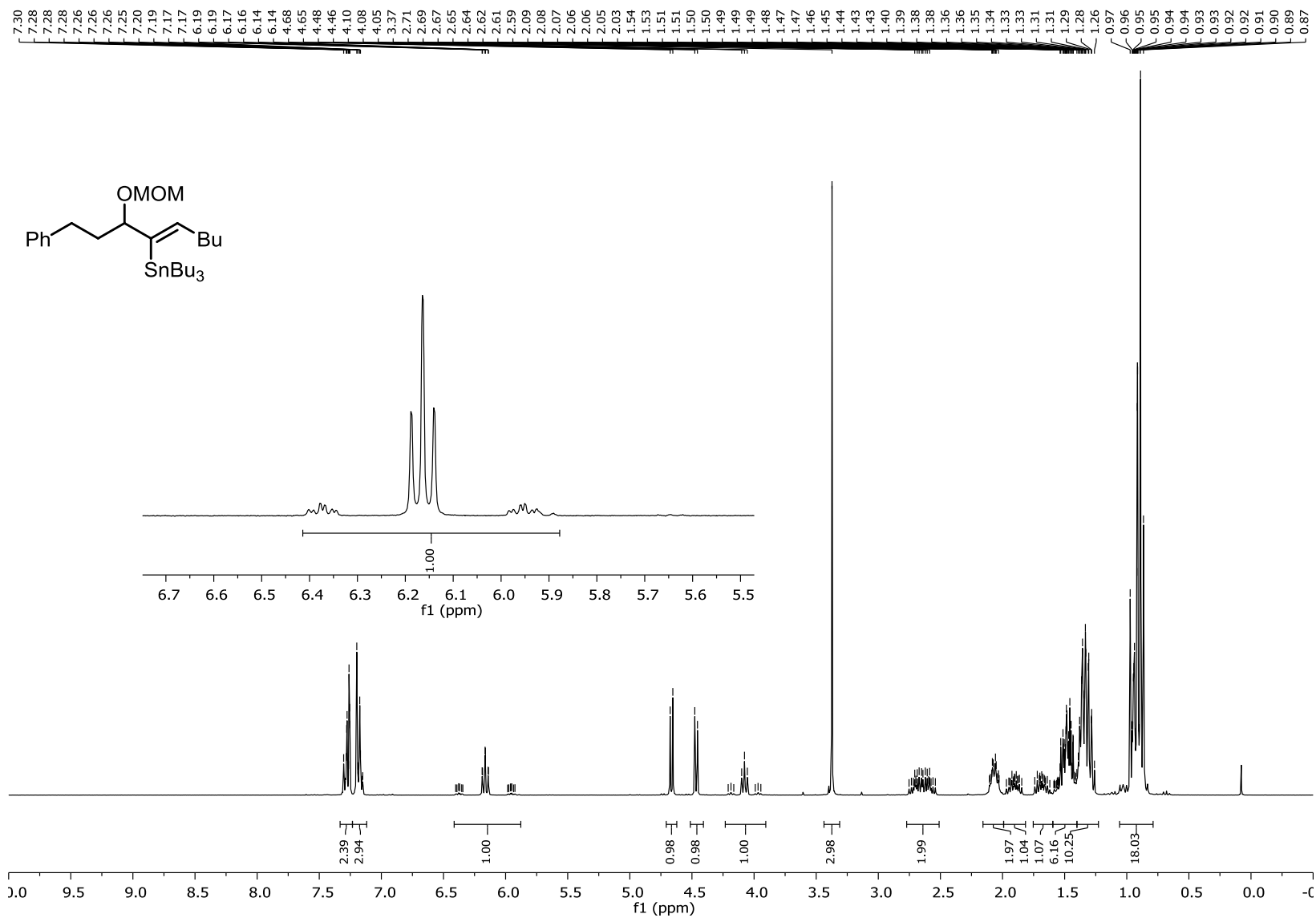
(Z)-4-(3-hydroxy-3-methyl-2-(tributylstannyl)but-1-en-1-yl)benzonitrile (S17)



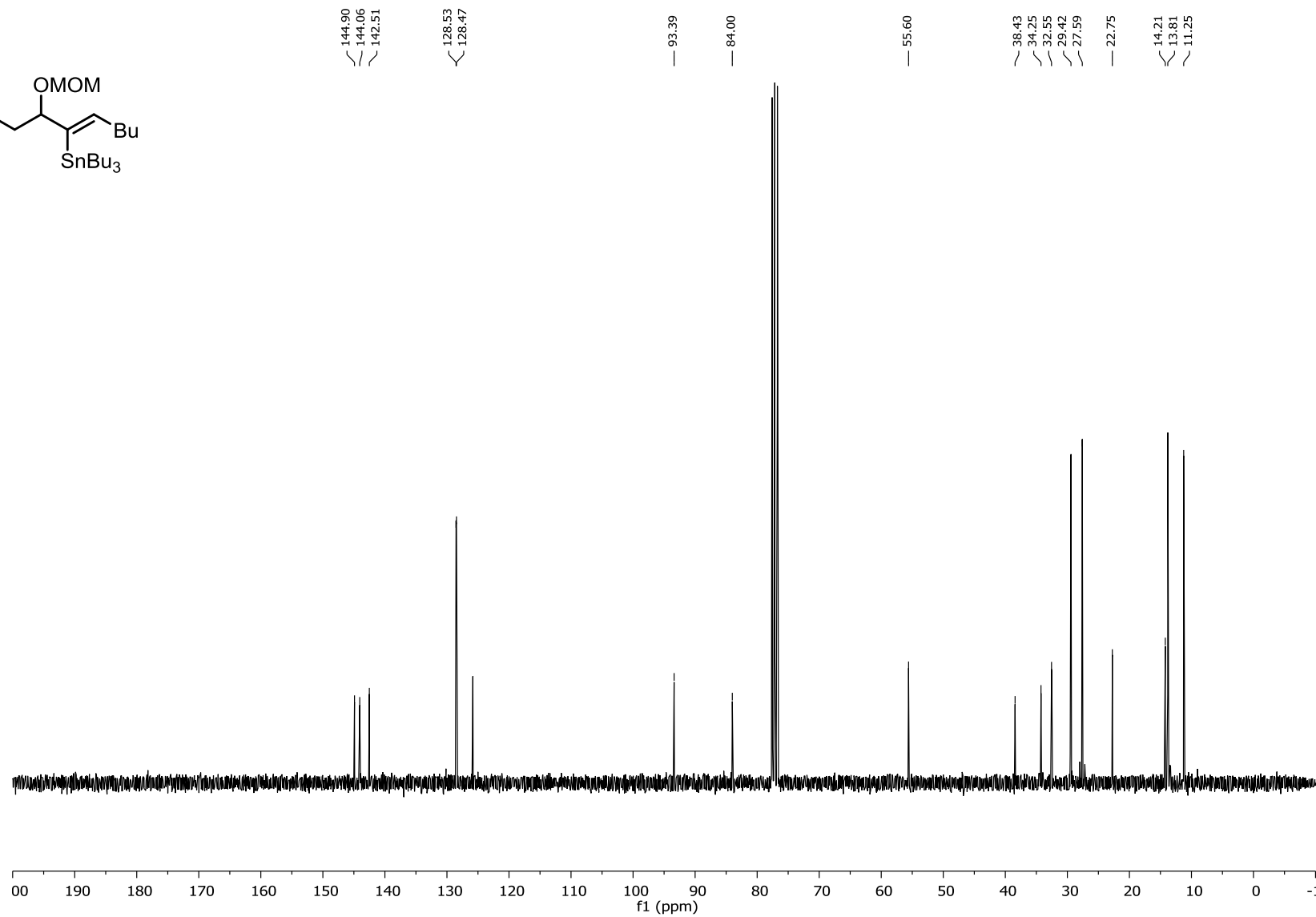
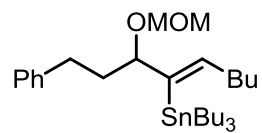
(anti,Z)-2,4-dimethyl-5-(tributylstannyl)tetradec-5-en-3-ol (S18)



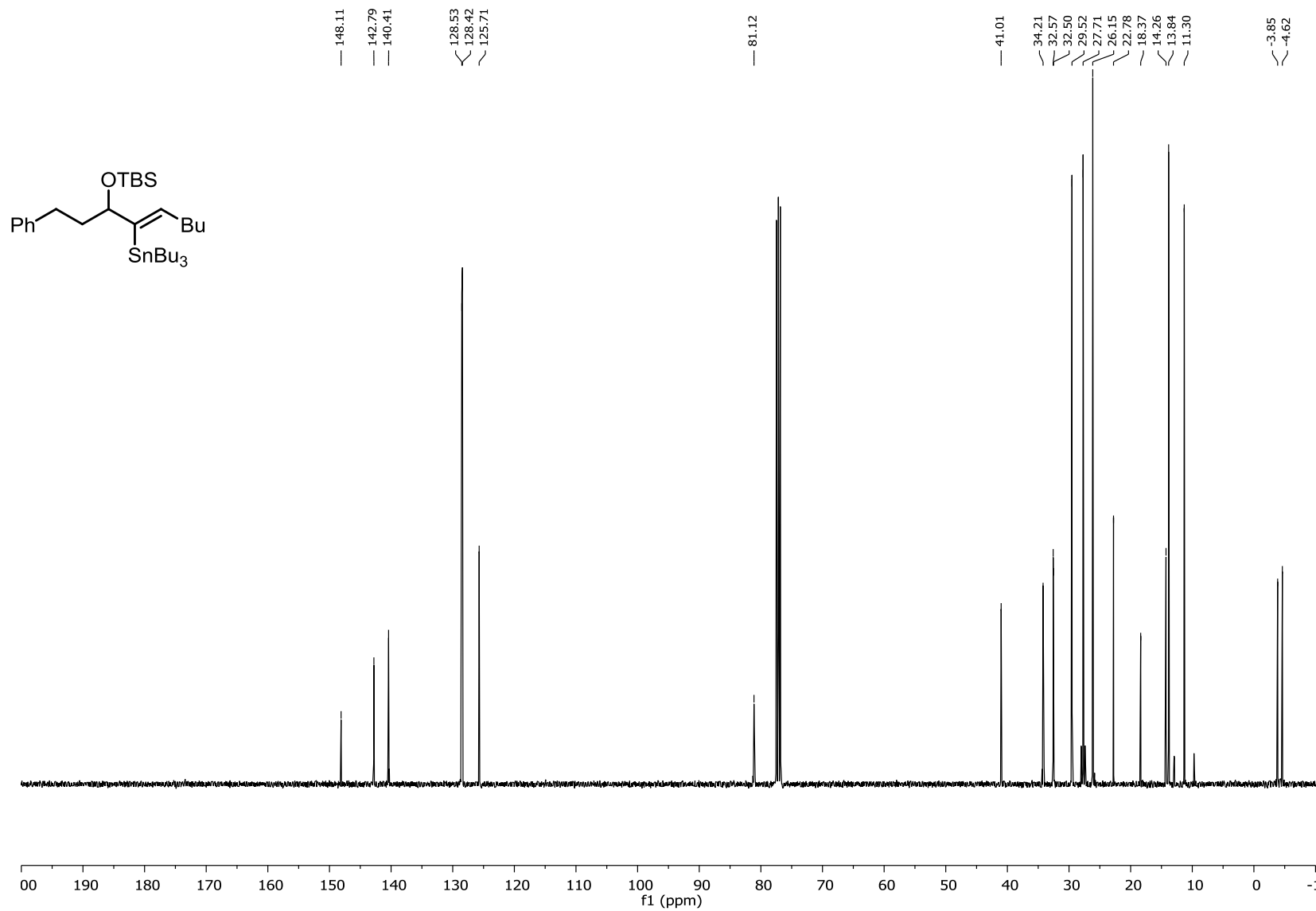
(Z)-tributyl(3-(methoxymethoxy)-1-phenylnon-4-en-4-yl)stannane (S19)



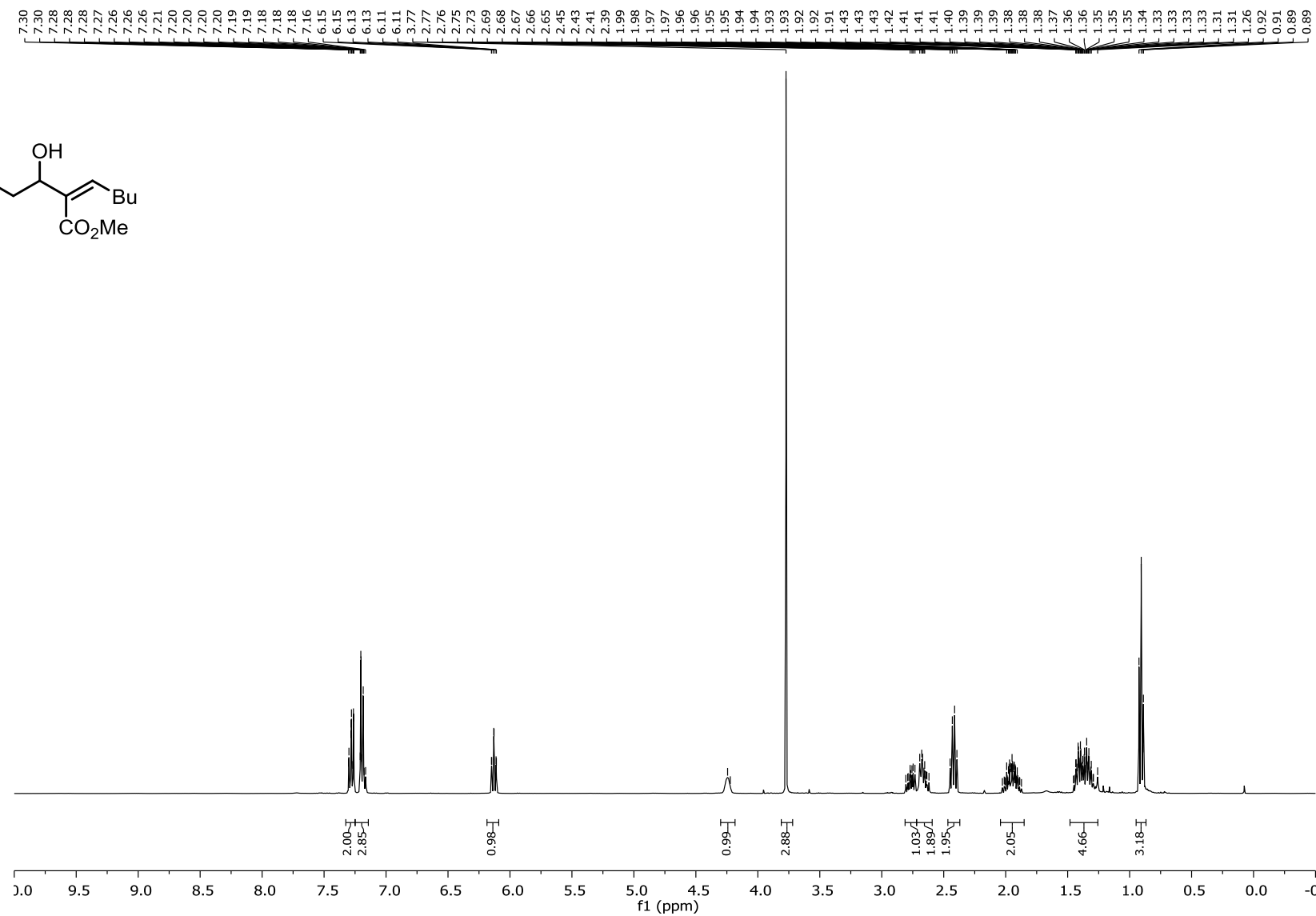
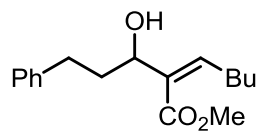
(Z)-tributyl(3-(methoxymethoxy)-1-phenylnon-4-en-4-yl)stannane (S19)



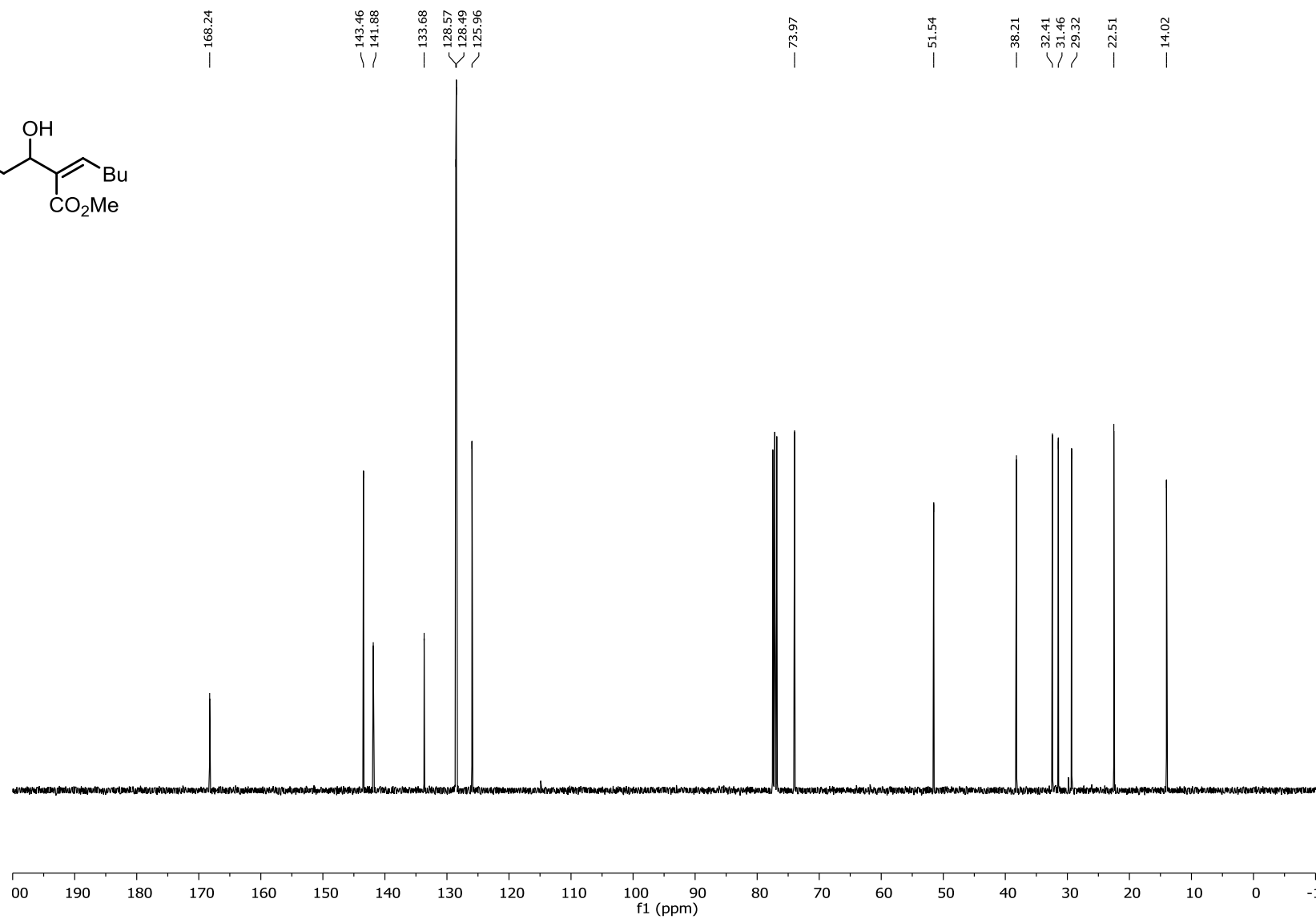
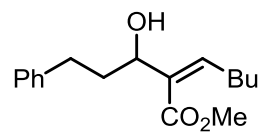
(Z)-tert-butyldimethyl((1-phenyl-4-(tributylstannyl)non-4-en-3-yl)oxy)silane (S20)



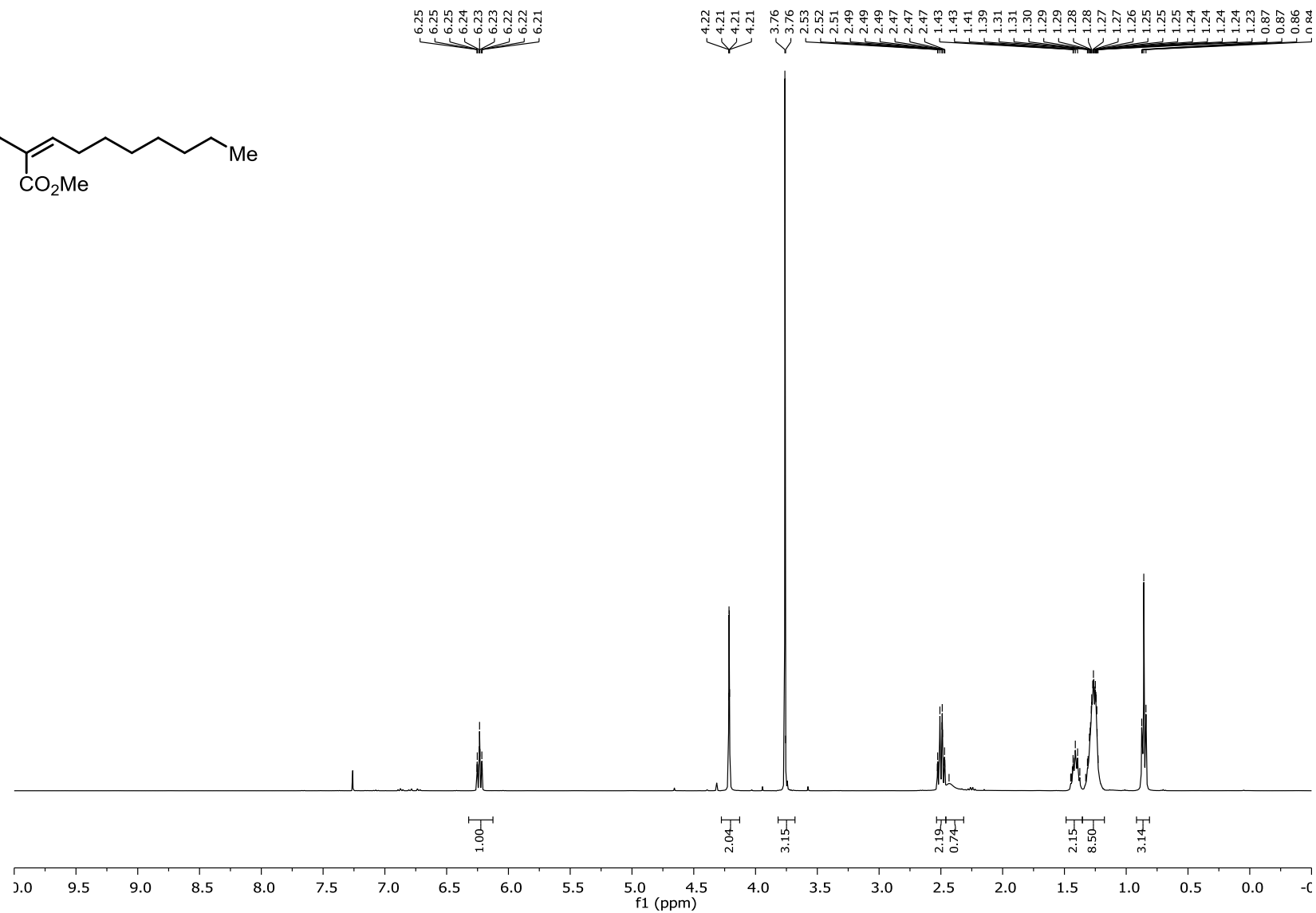
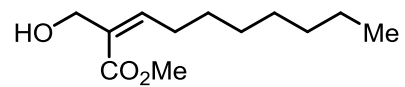
methyl (Z)-2-(1-hydroxy-3-phenylpropyl)hept-2-enoate (2)



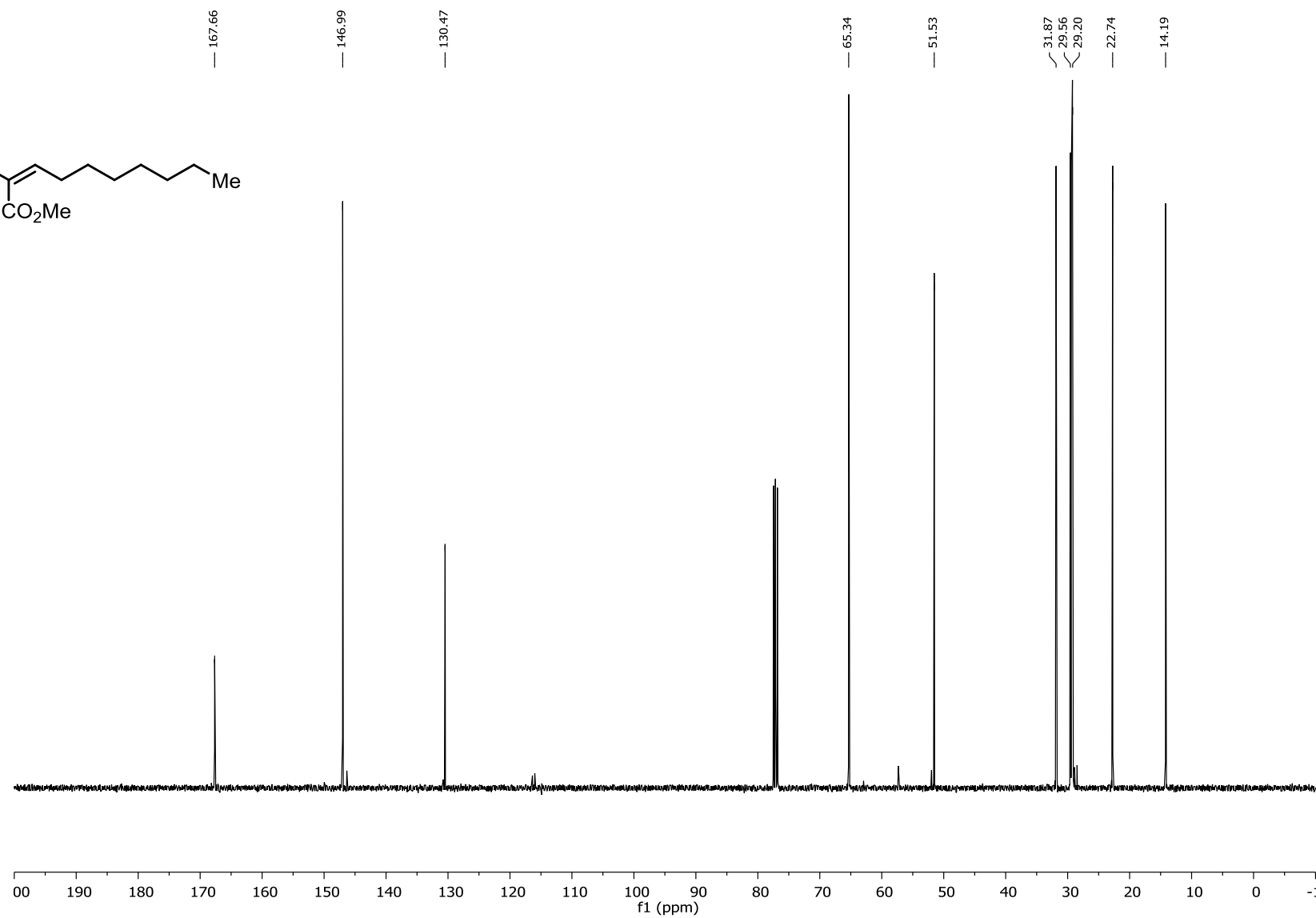
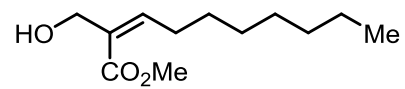
methyl (Z)-2-(1-hydroxy-3-phenylpropyl)hept-2-enoate (2)



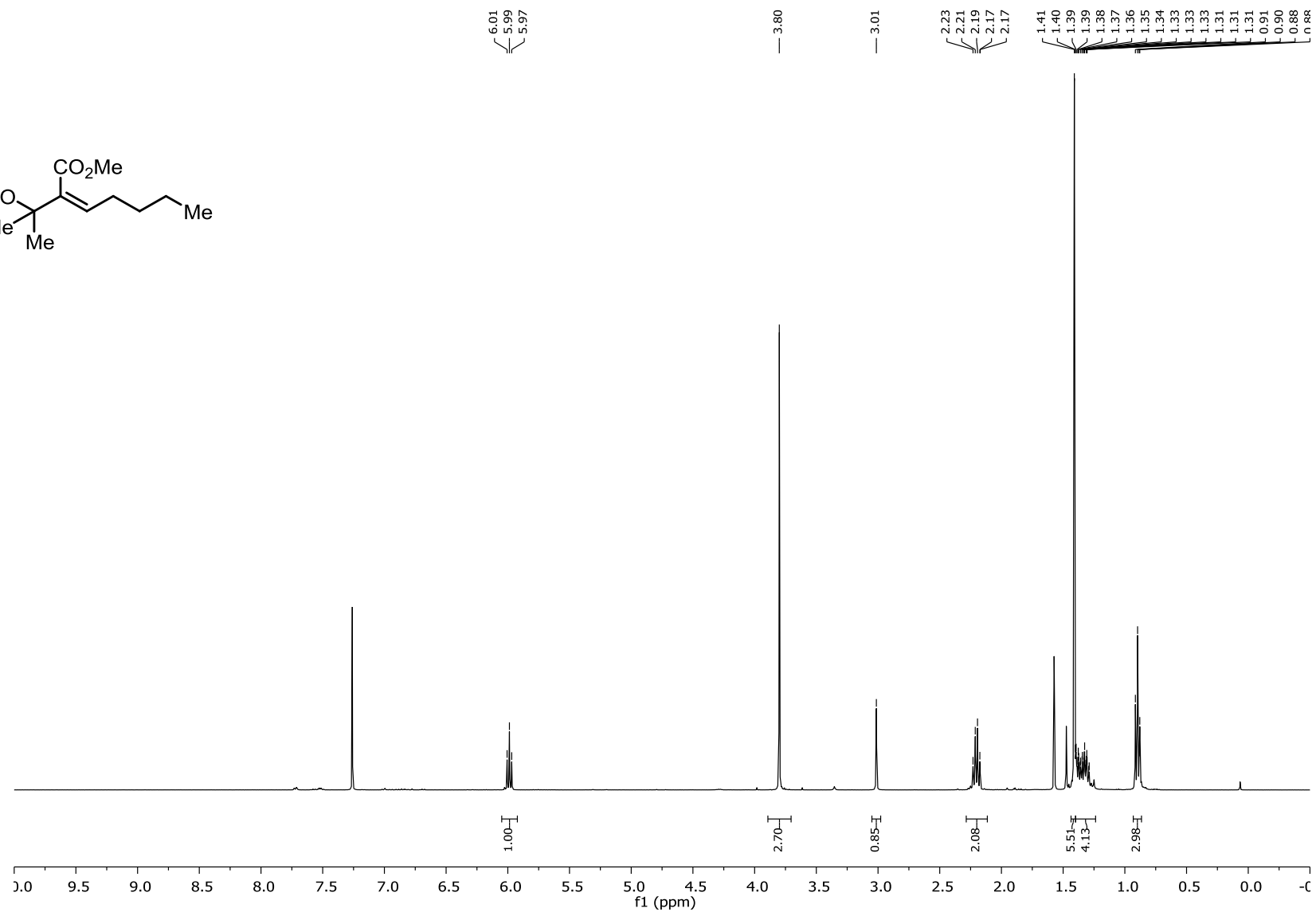
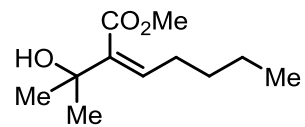
methyl (Z)-2-(hydroxymethyl)dec-2-enoate (4)



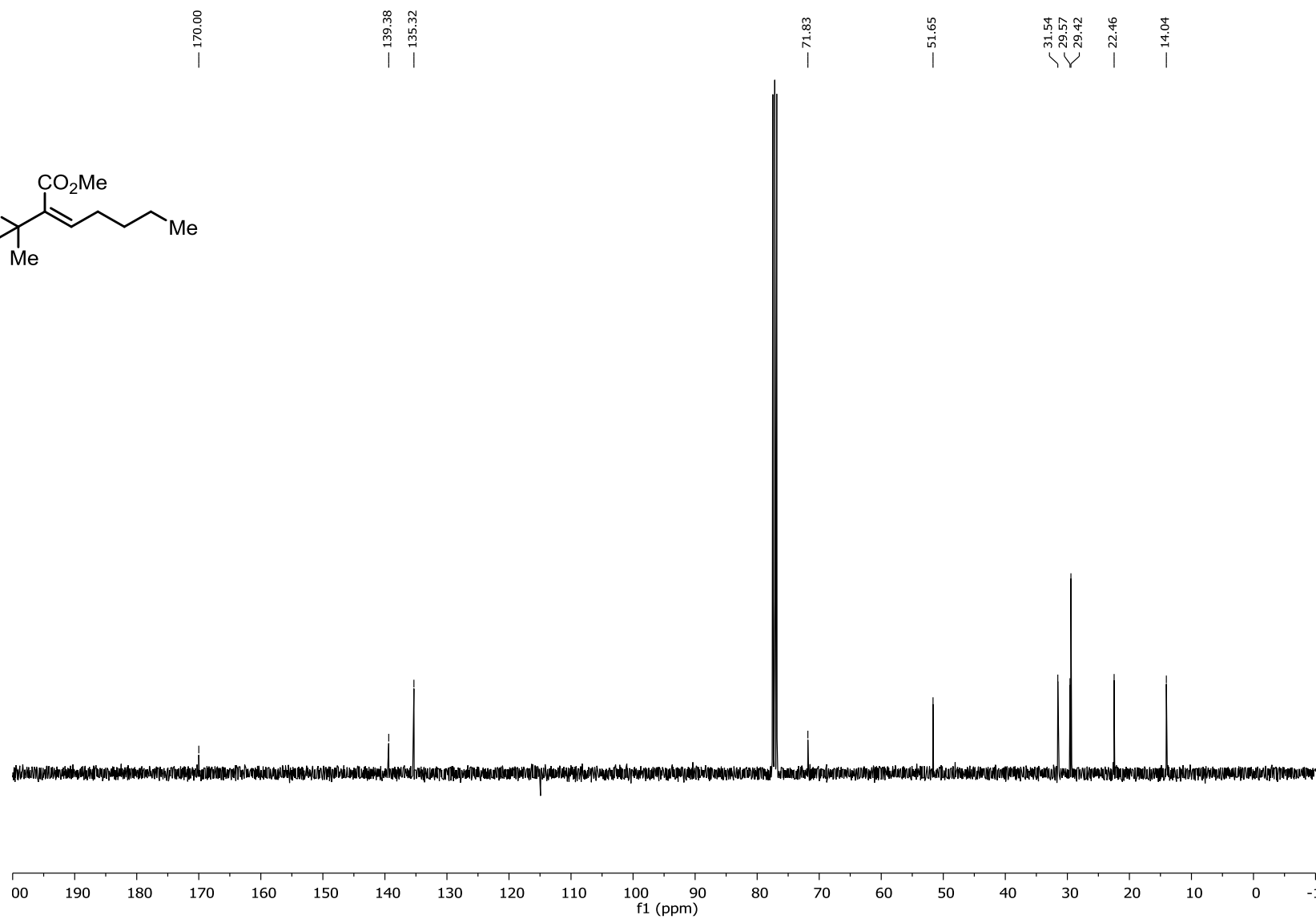
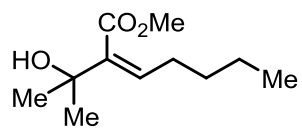
methyl (Z)-2-(hydroxymethyl)dec-2-enoate (4)



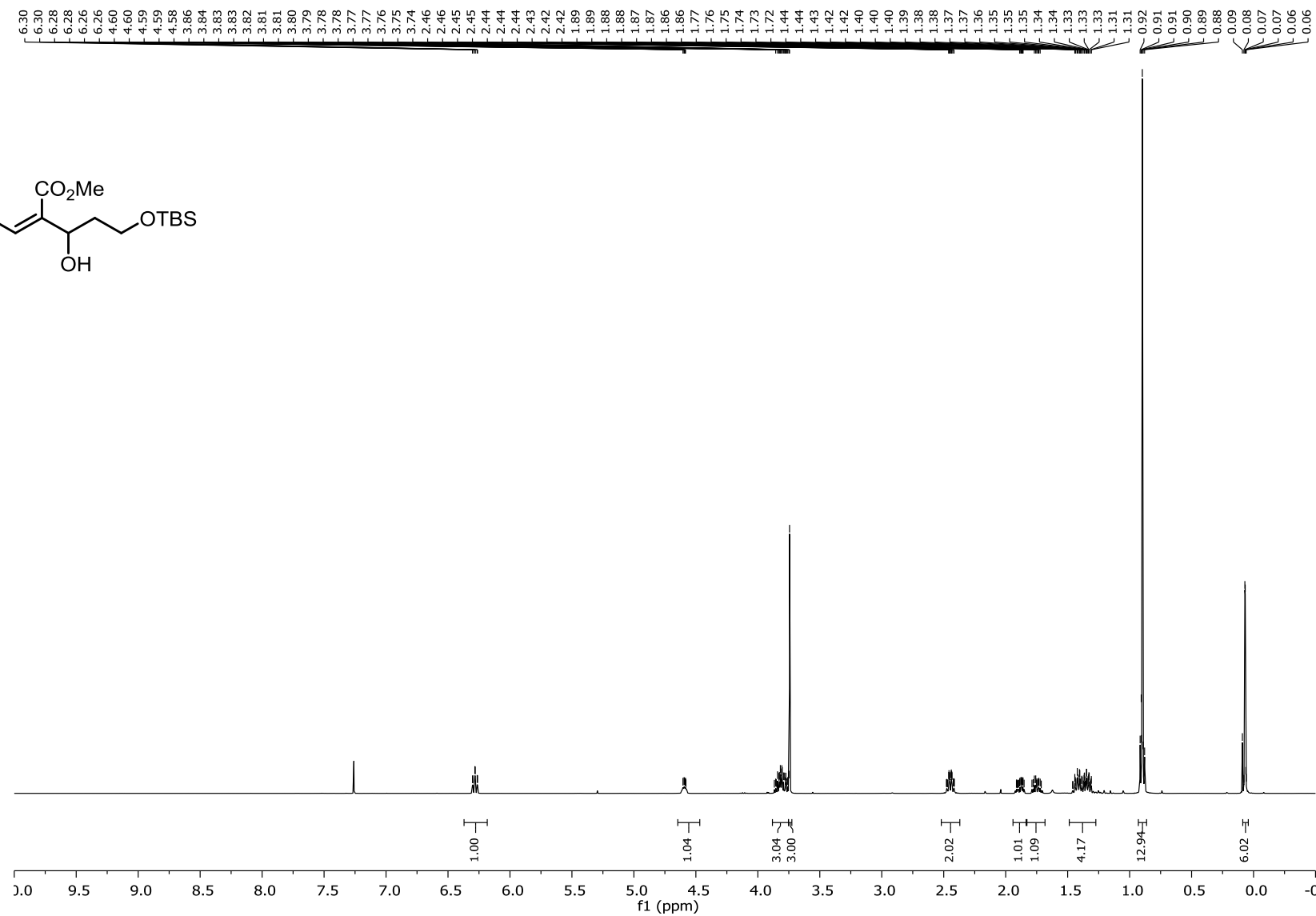
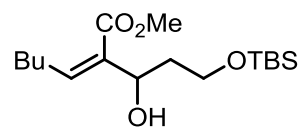
methyl (Z)-2-(2-hydroxypropan-2-yl)hept-2-enoate (5)



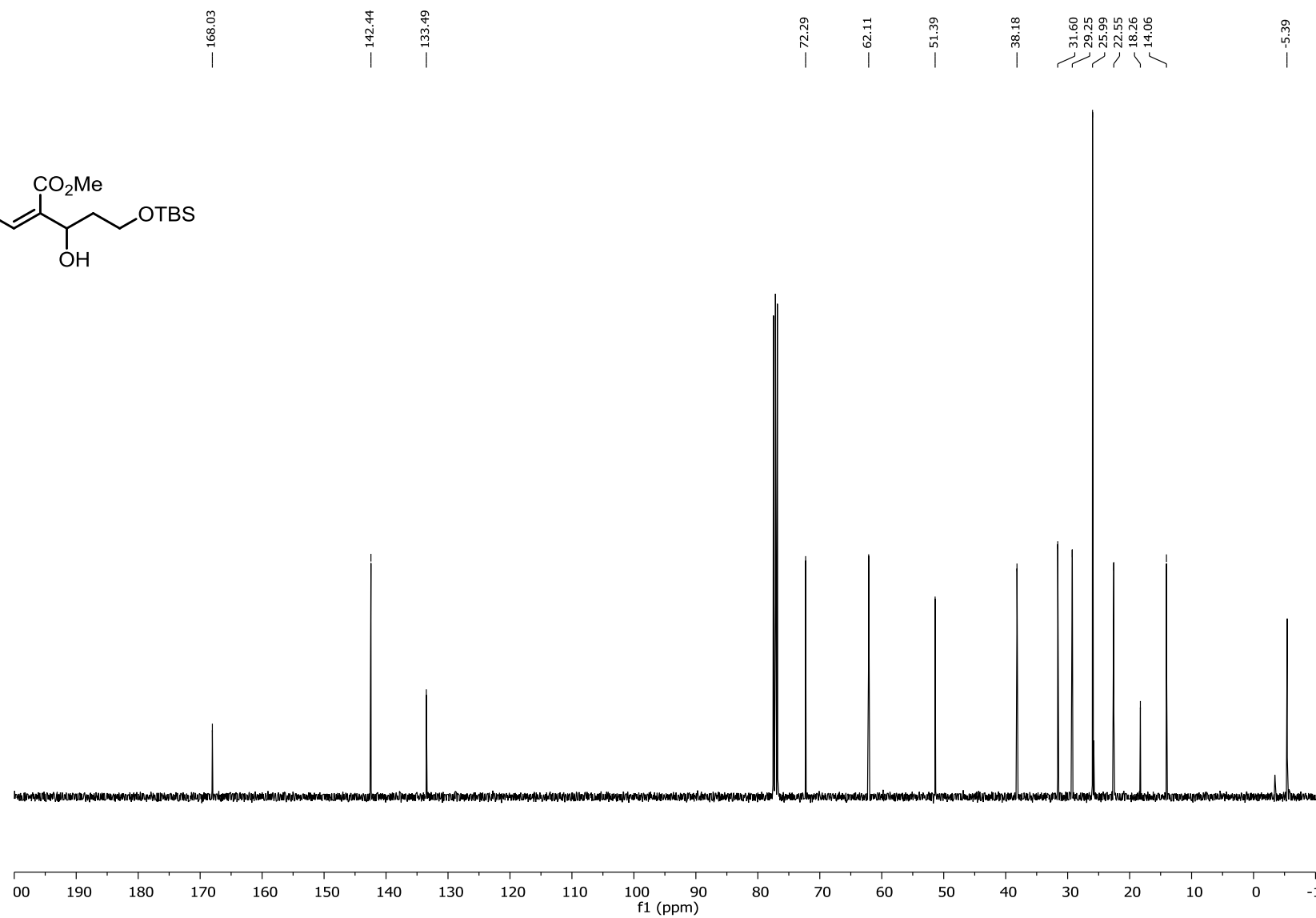
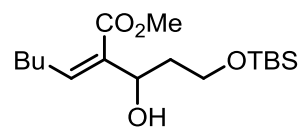
methyl (Z)-2-(2-hydroxypropan-2-yl)hept-2-enoate (5)



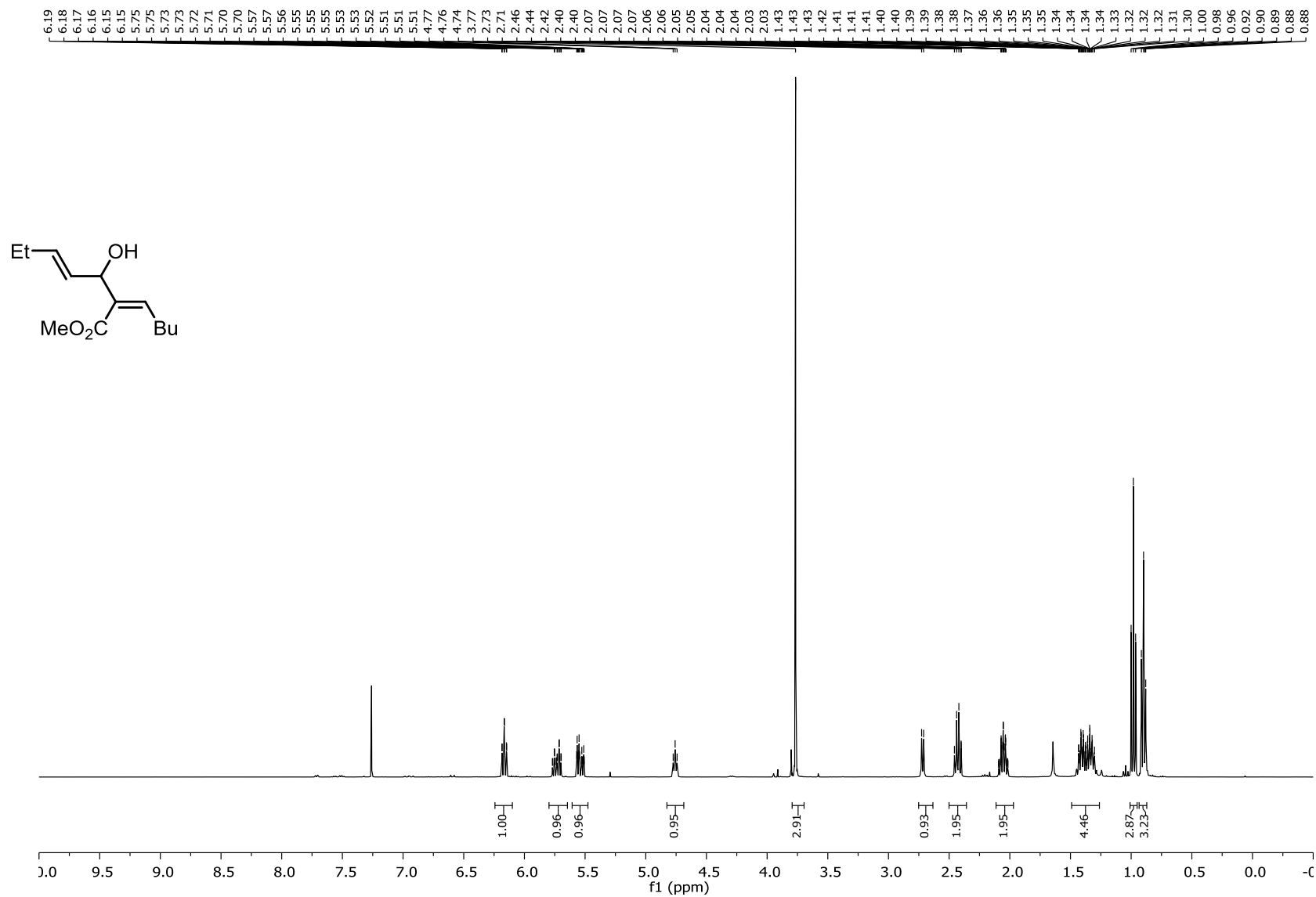
methyl (Z)-2-(3-((tert-butyldimethylsilyl)oxy)-1-hydroxypropyl)hept-2-enoate (6)



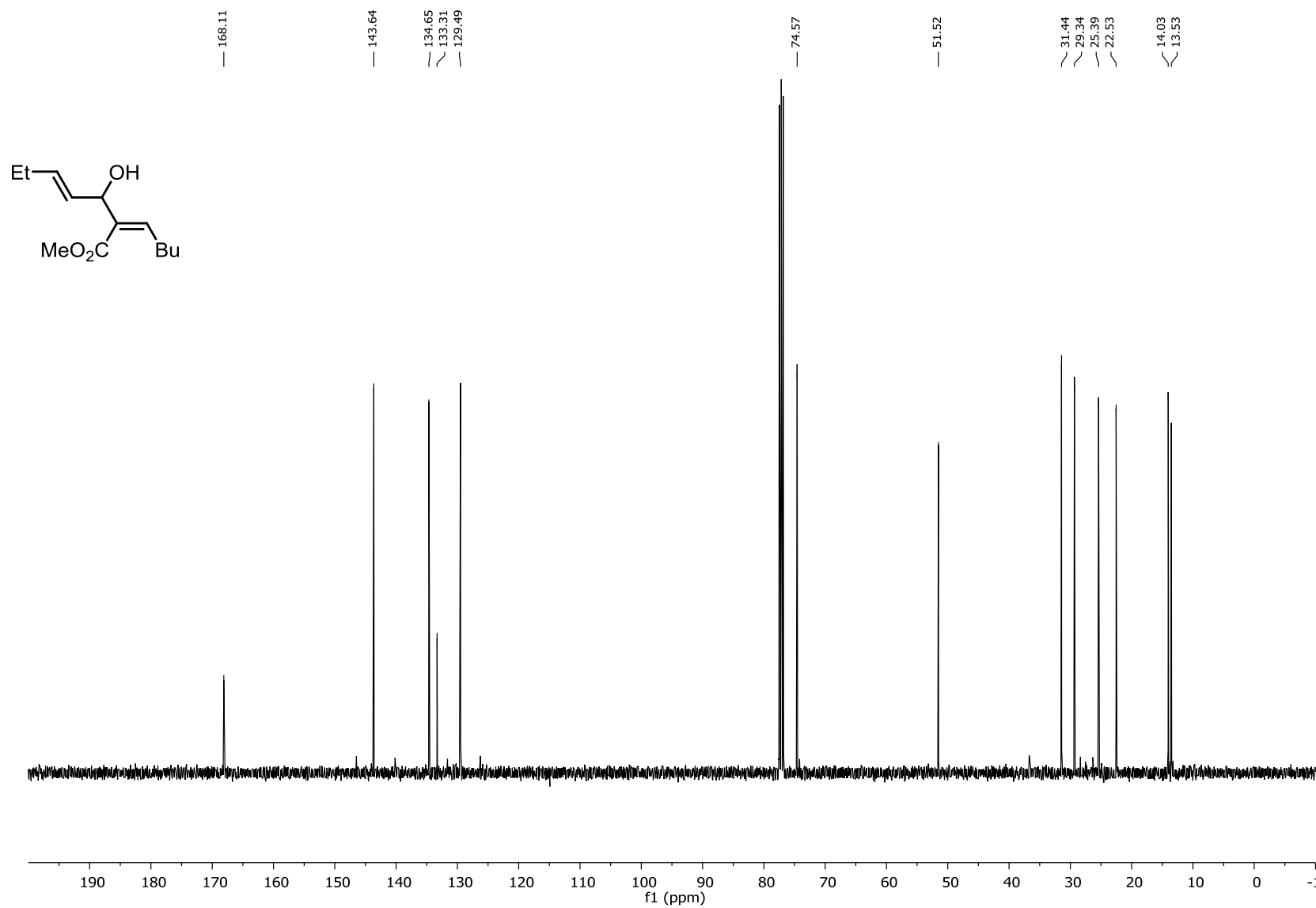
methyl (Z)-2-(3-((tert-butyldimethylsilyl)oxy)-1-hydroxypropyl)hept-2-enoate (6)



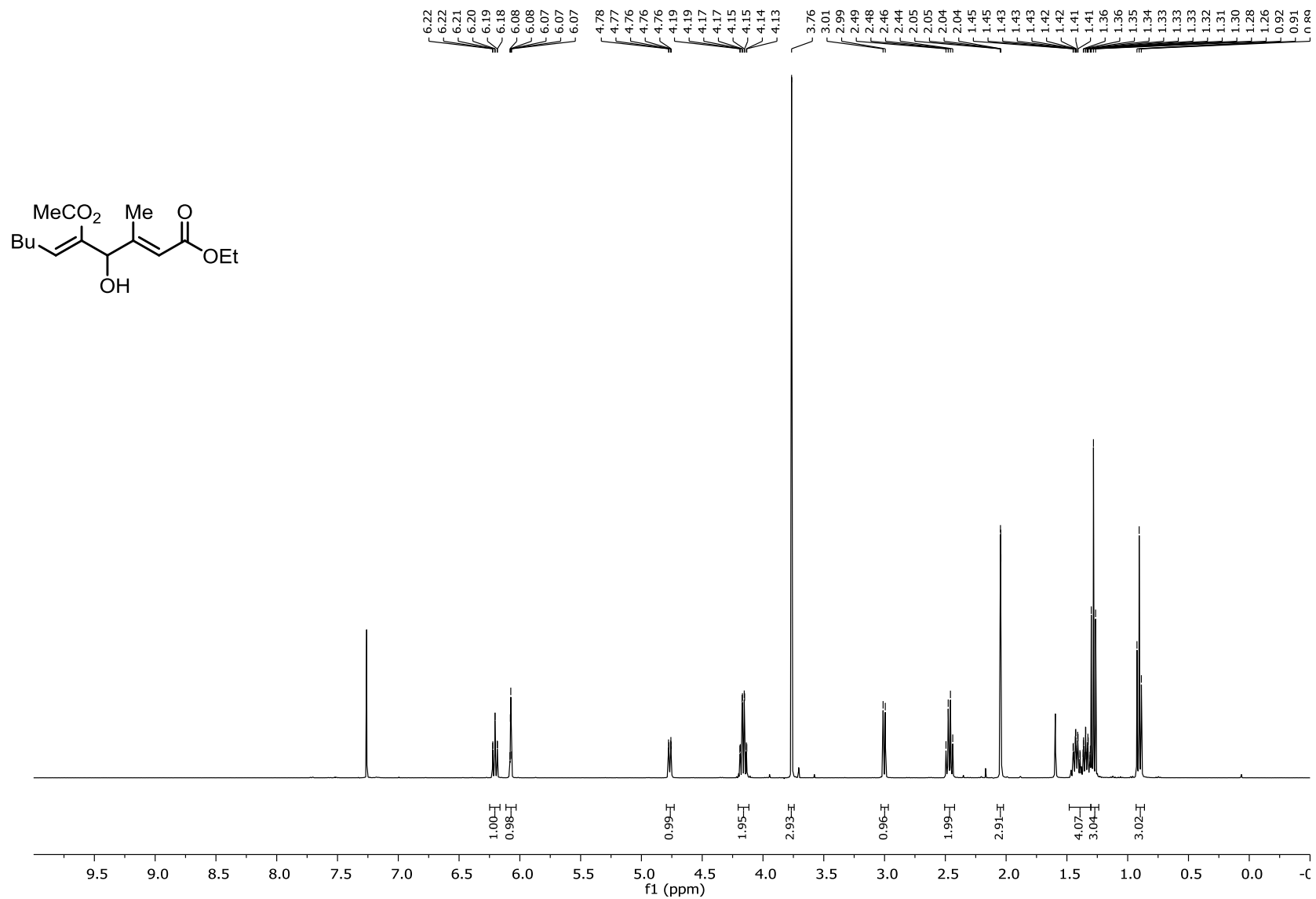
methyl (Z)-2-((E)-1-hydroxypent-2-en-1-yl)hept-2-enoate (7)



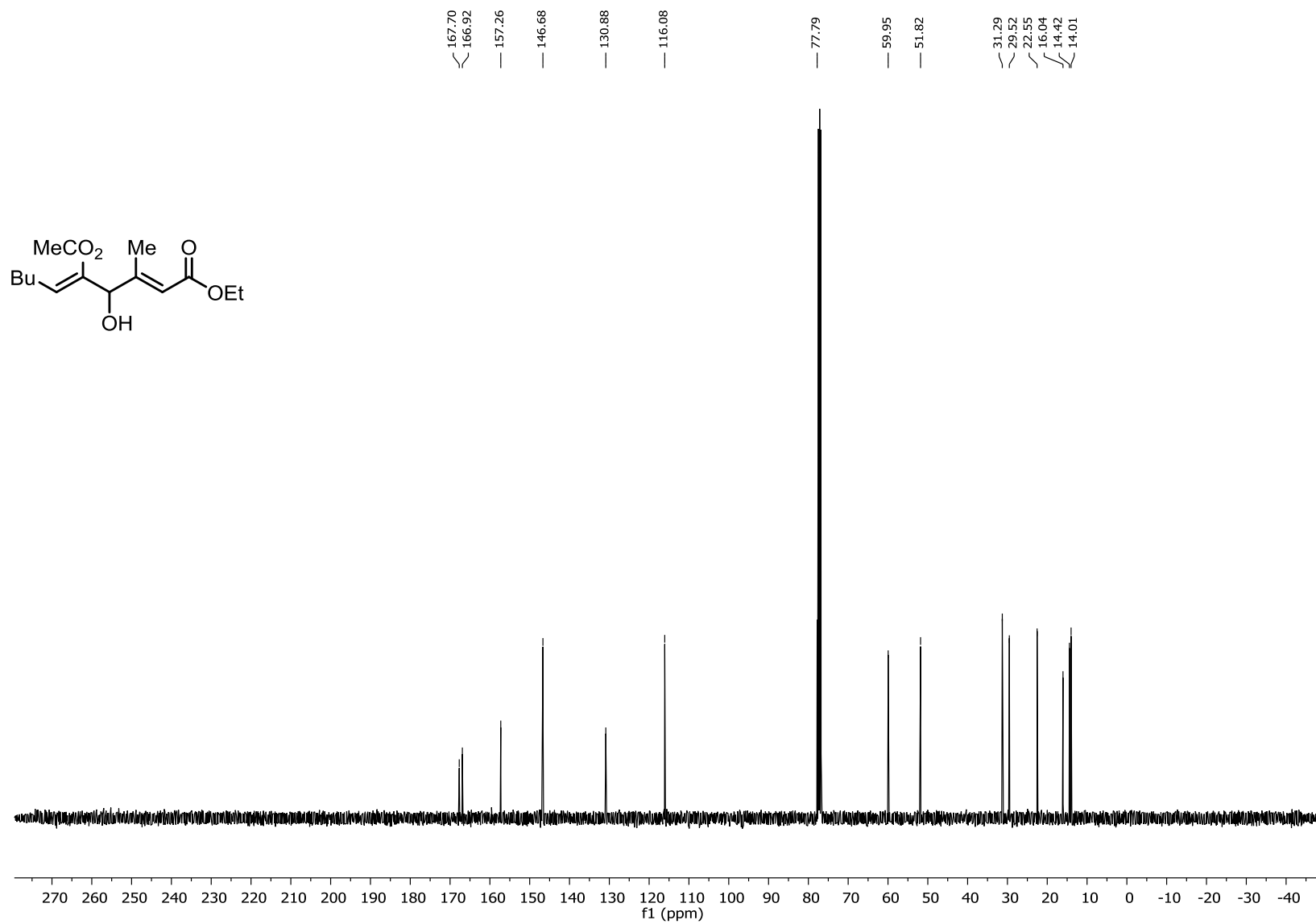
methyl (Z)-2-((E)-1-hydroxypent-2-en-1-yl)hept-2-enoate (7)



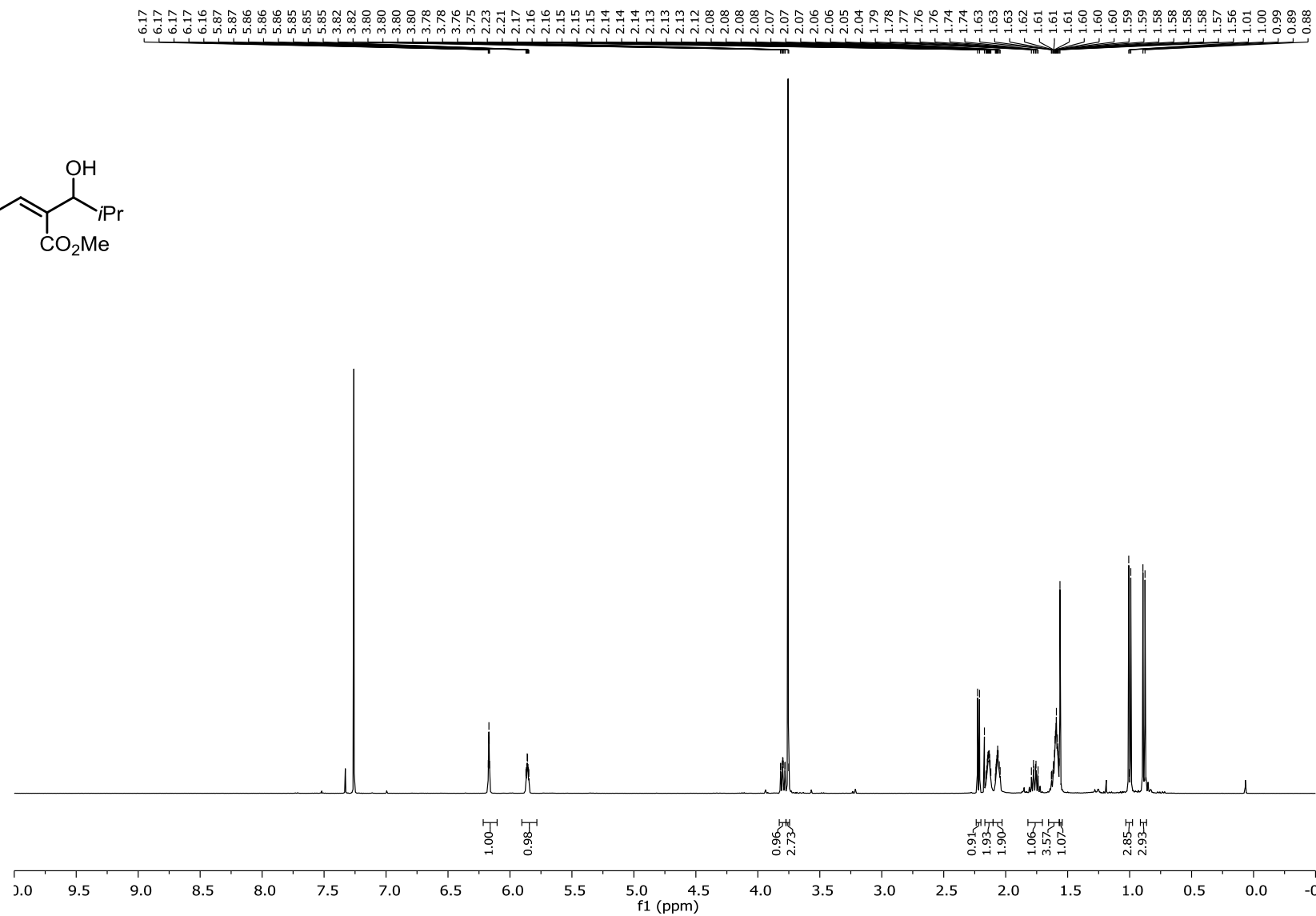
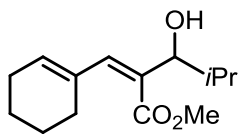
ethyl (2E,5Z)-5-acetoxy-4-hydroxy-3-methyldeca-2,5-dienoate (8)



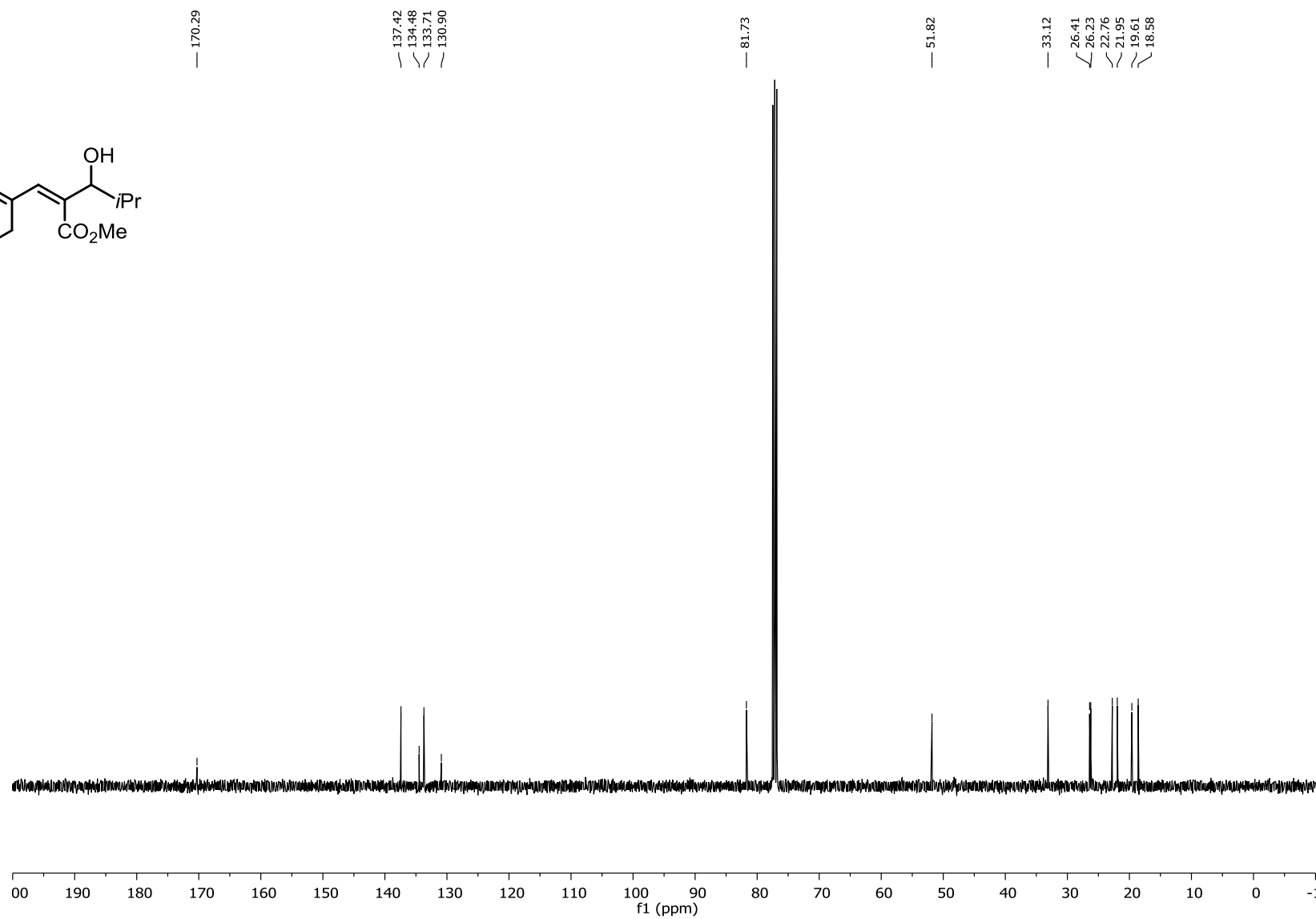
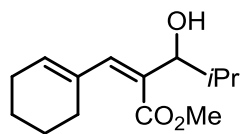
ethyl (2E,5Z)-5-acetoxy-4-hydroxy-3-methyldeca-2,5-dienoate (8)



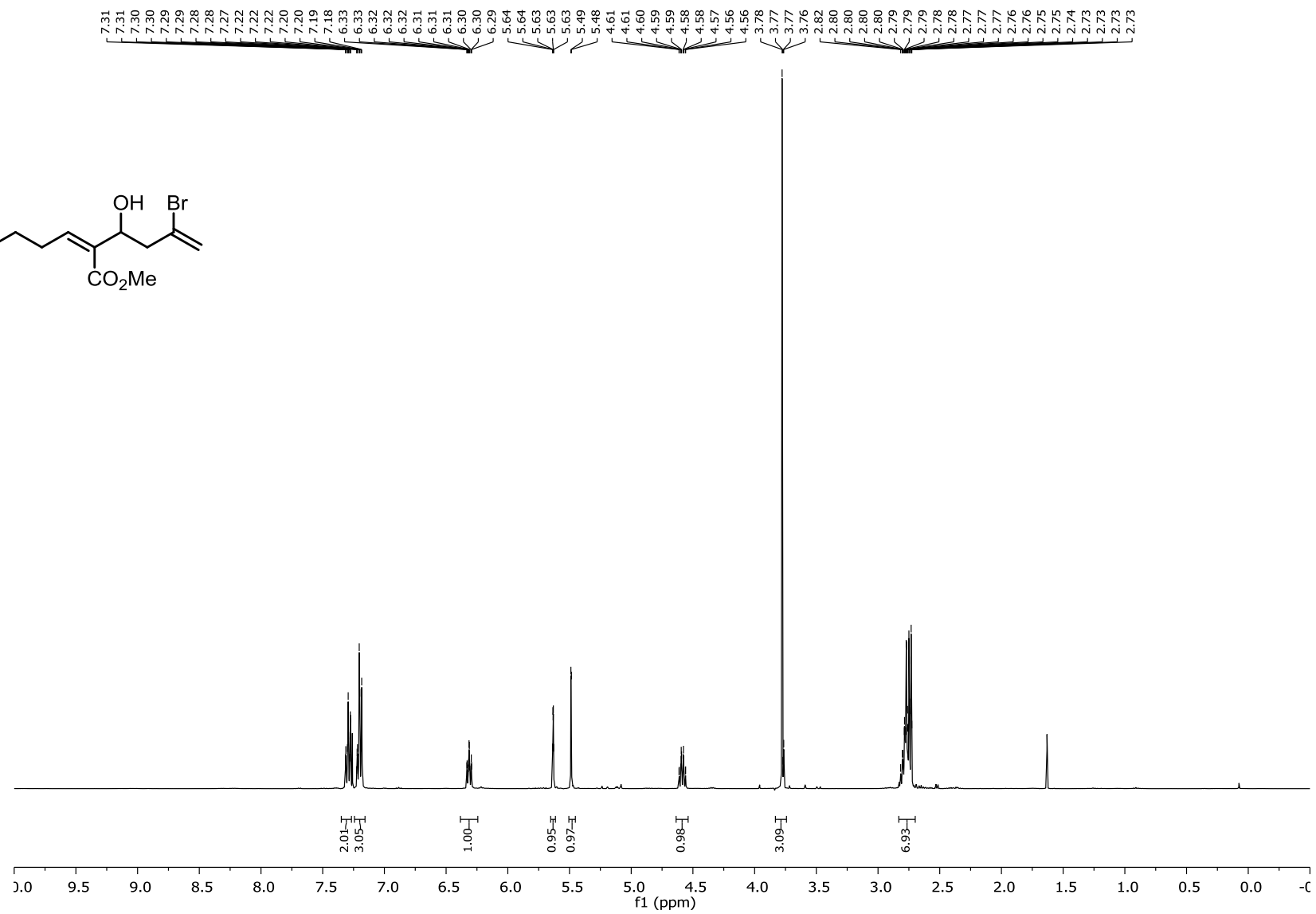
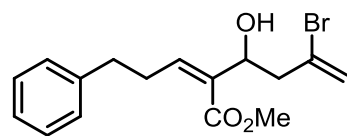
methyl (Z)-2-(cyclohex-1-en-1-ylmethylene)-3-hydroxy-4-methylpentanoate (9)



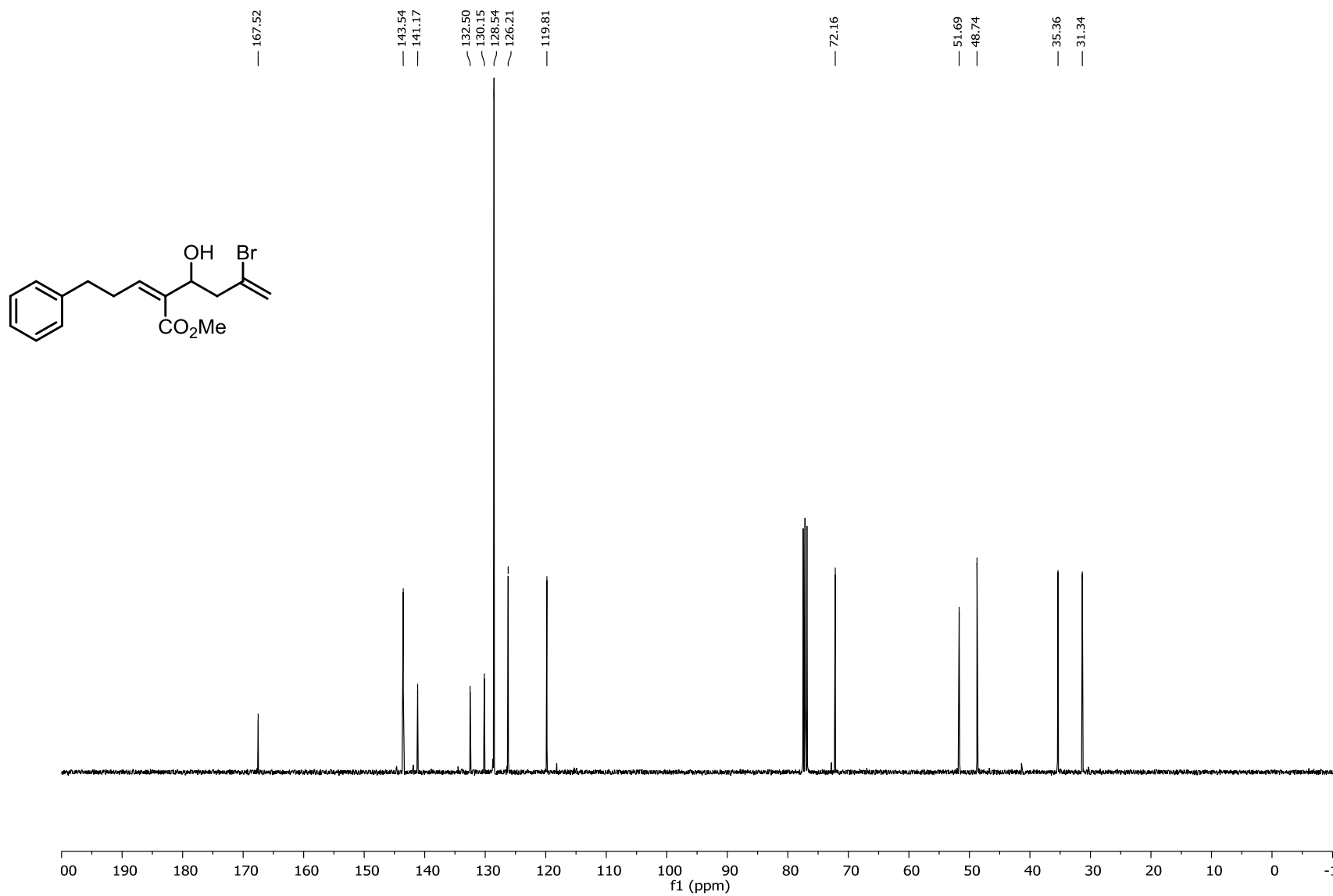
methyl (Z)-2-(cyclohex-1-en-1-ylmethylene)-3-hydroxy-4-methylpentanoate (9)



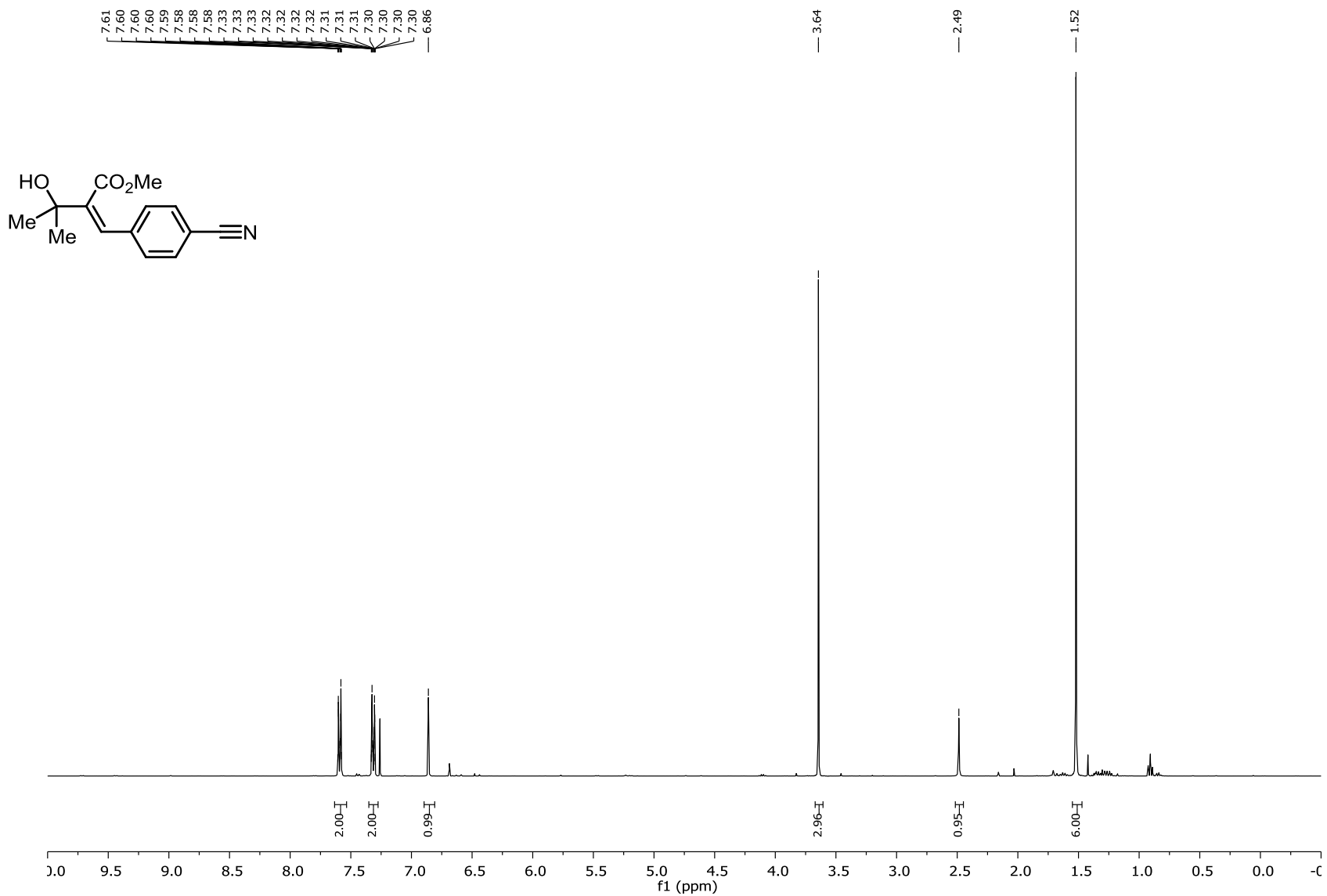
methyl (Z)-5-bromo-3-hydroxy-2-(3-phenylpropylidene)hex-5-enoate (10)



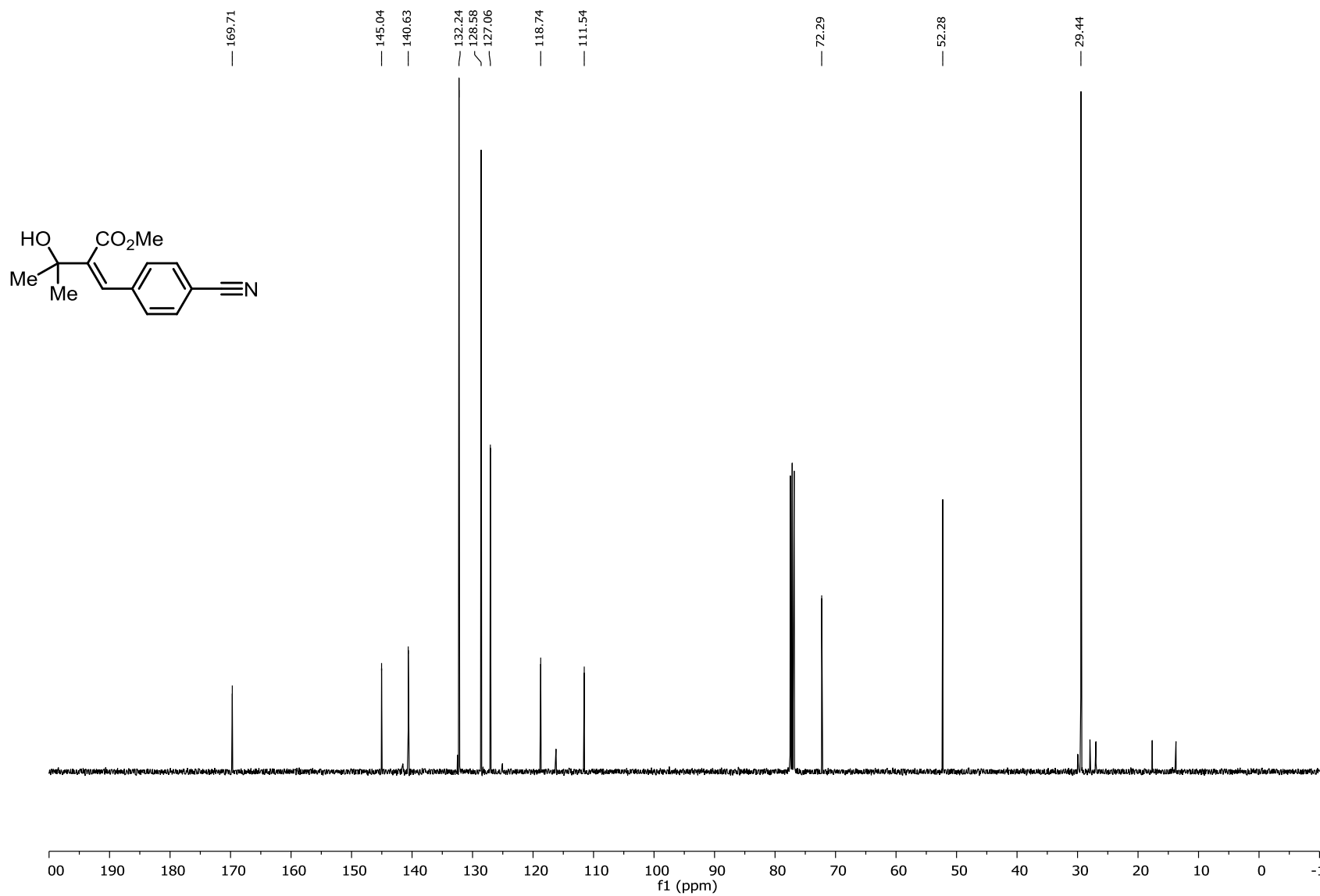
methyl (Z)-5-bromo-3-hydroxy-2-(3-phenylpropylidene)hex-5-enoate (10)



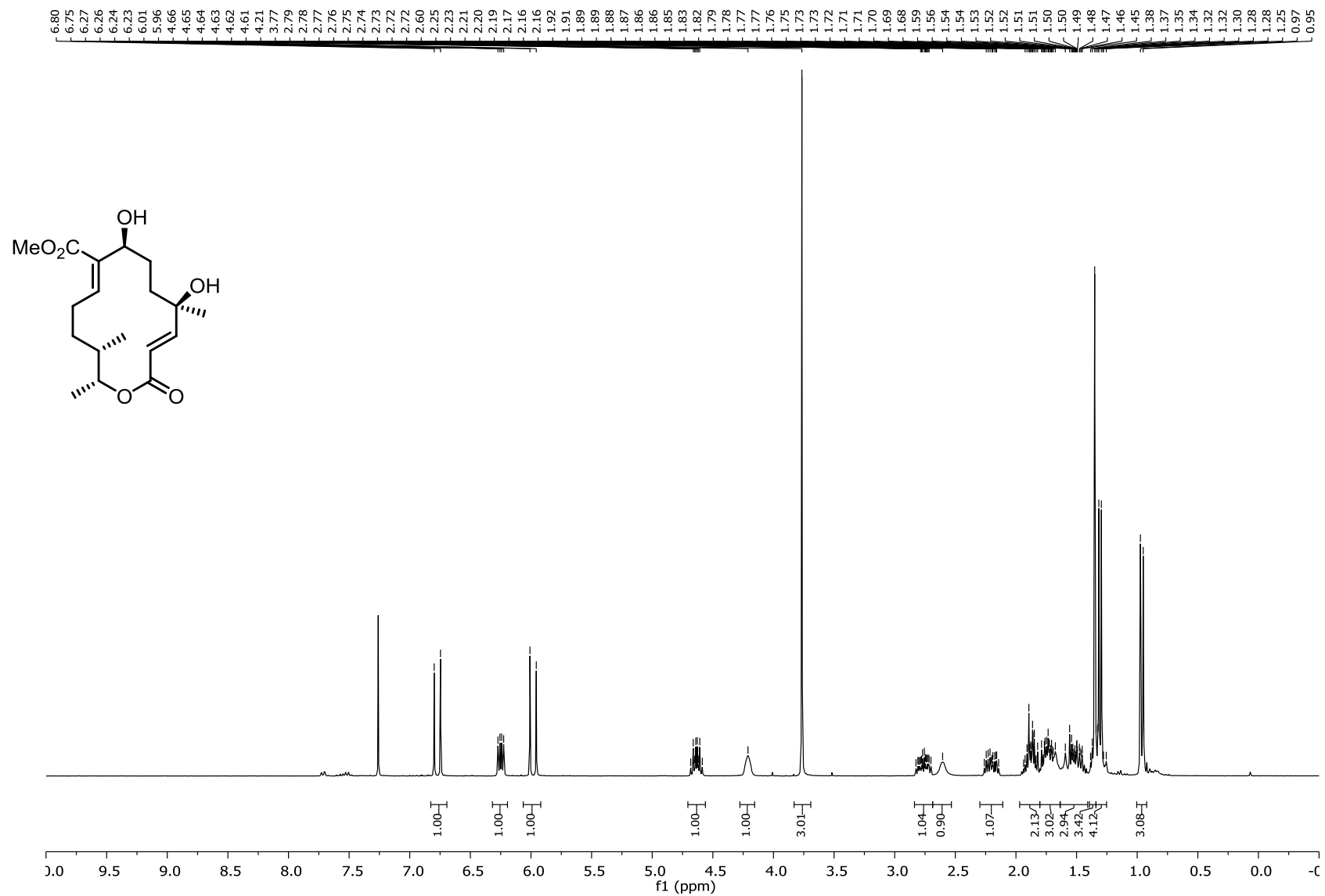
methyl (Z)-2-(4-cyanobenzylidene)-3-hydroxy-3-methylbutanoate (11)



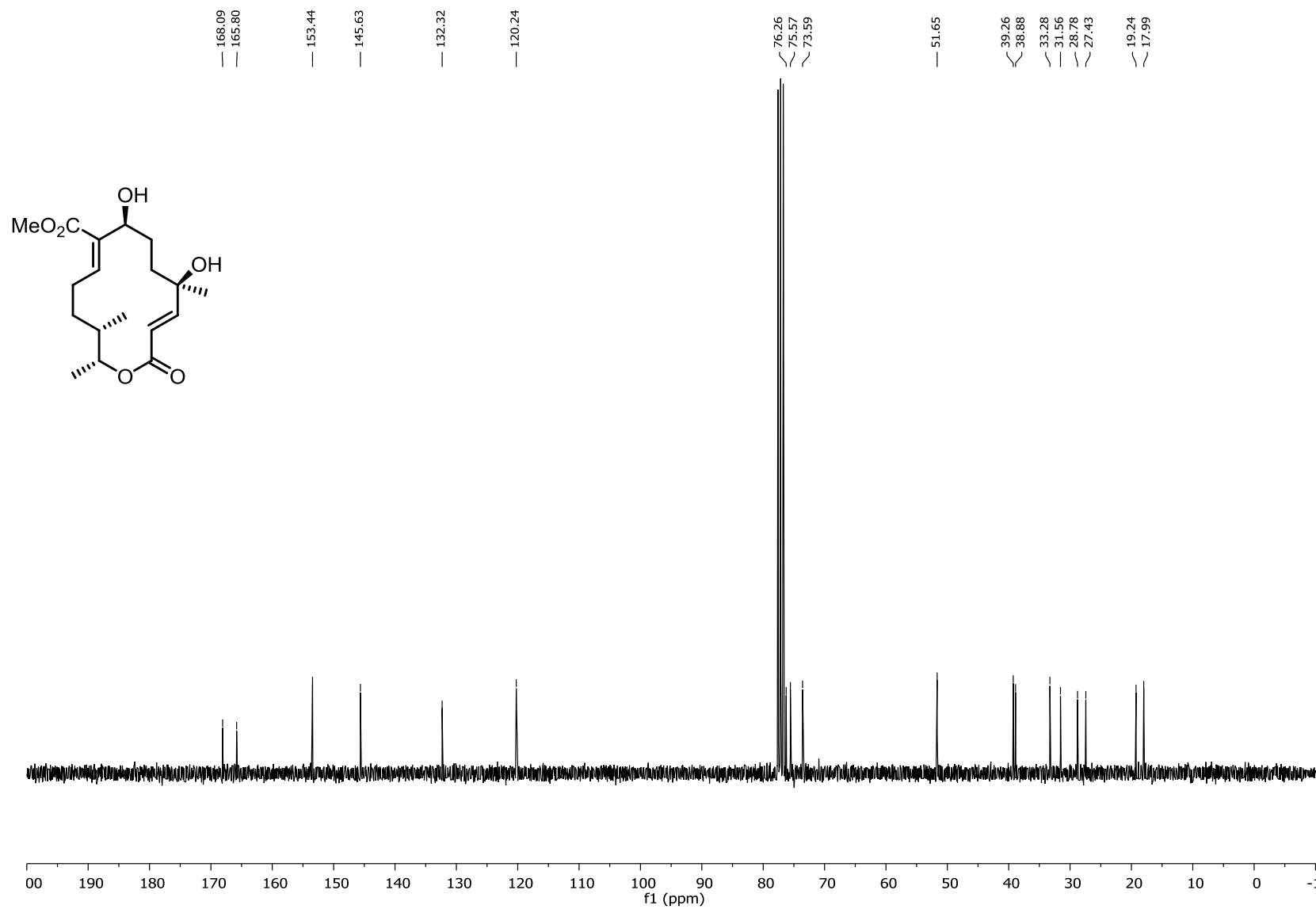
methyl (Z)-2-(4-cyanobenzylidene)-3-hydroxy-3-methylbutanoate (11)



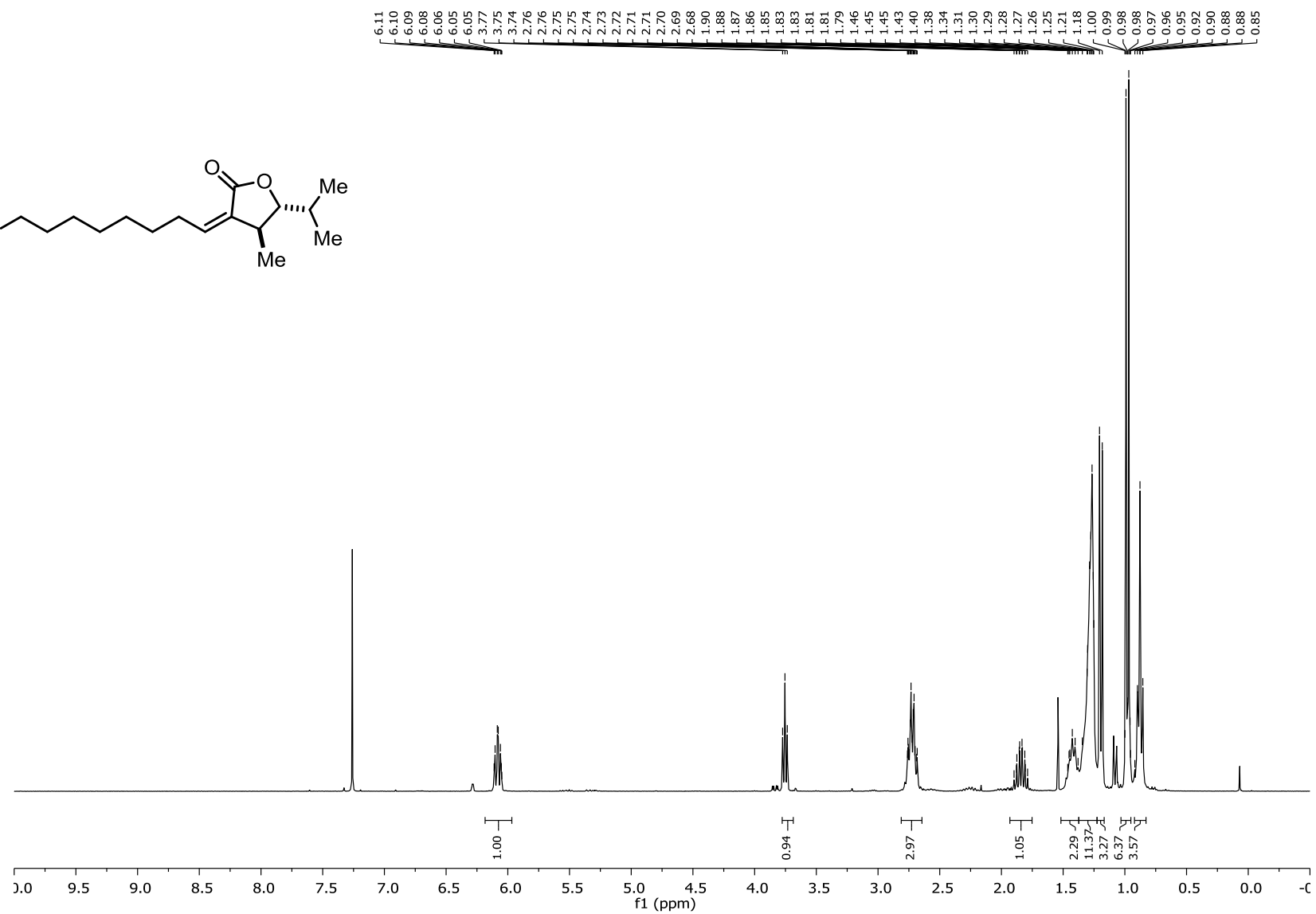
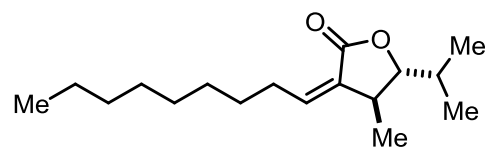
methyl (2R,3S,6Z,8S,11R,12E)-8,11-dihydroxy-2,3,11-trimethyl-14-oxooxacyclotetradeca-6,12-diene-7-carboxylate (12)



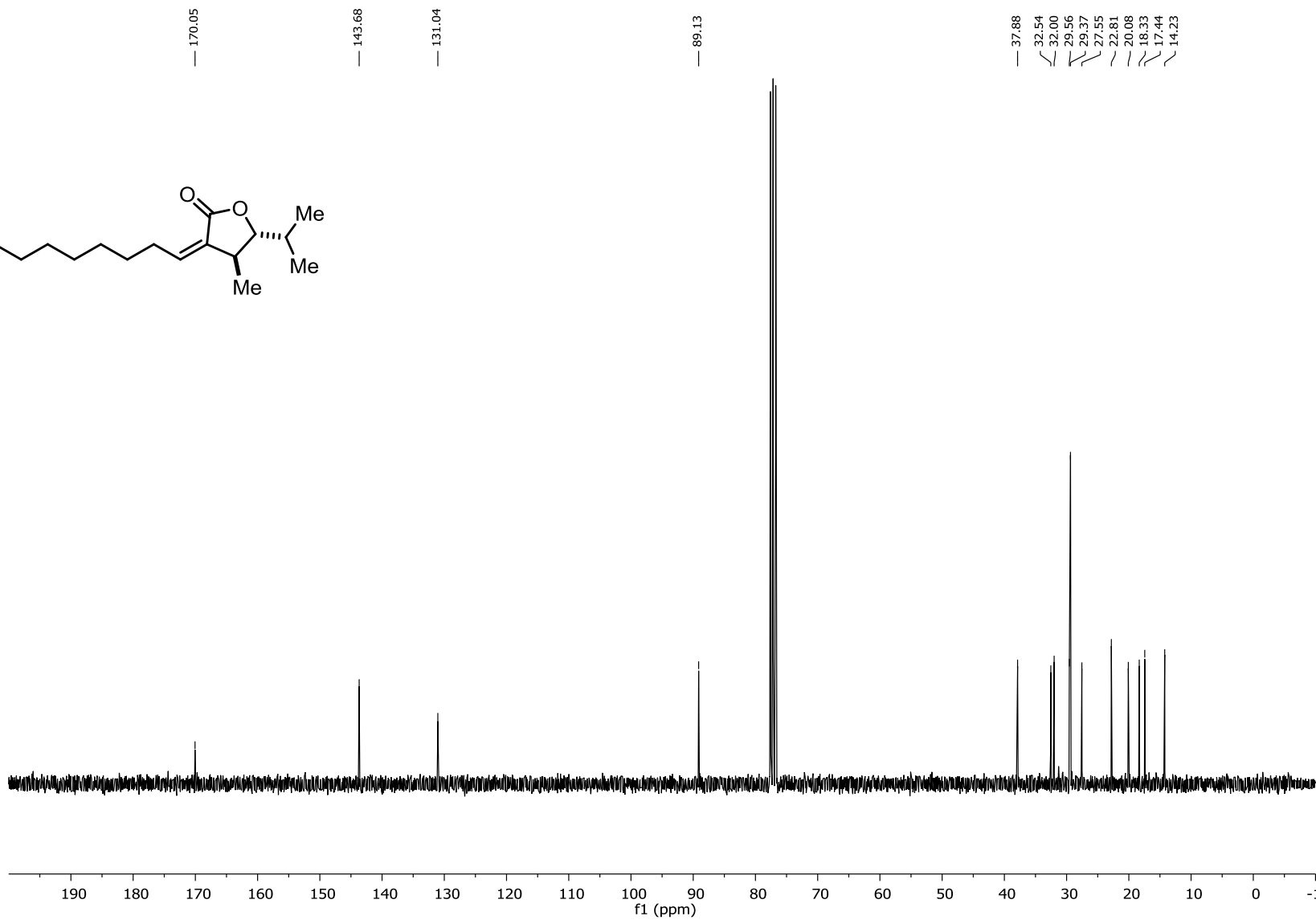
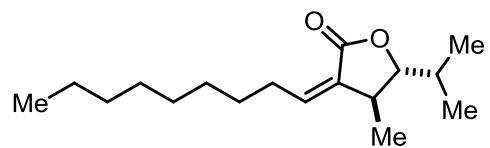
methyl (2R,3S,6Z,8S,11R,12E)-8,11-dihydroxy-2,3,11-trimethyl-14-oxooxacyclotetradeca-6,12-diene-7-carboxylate (12)



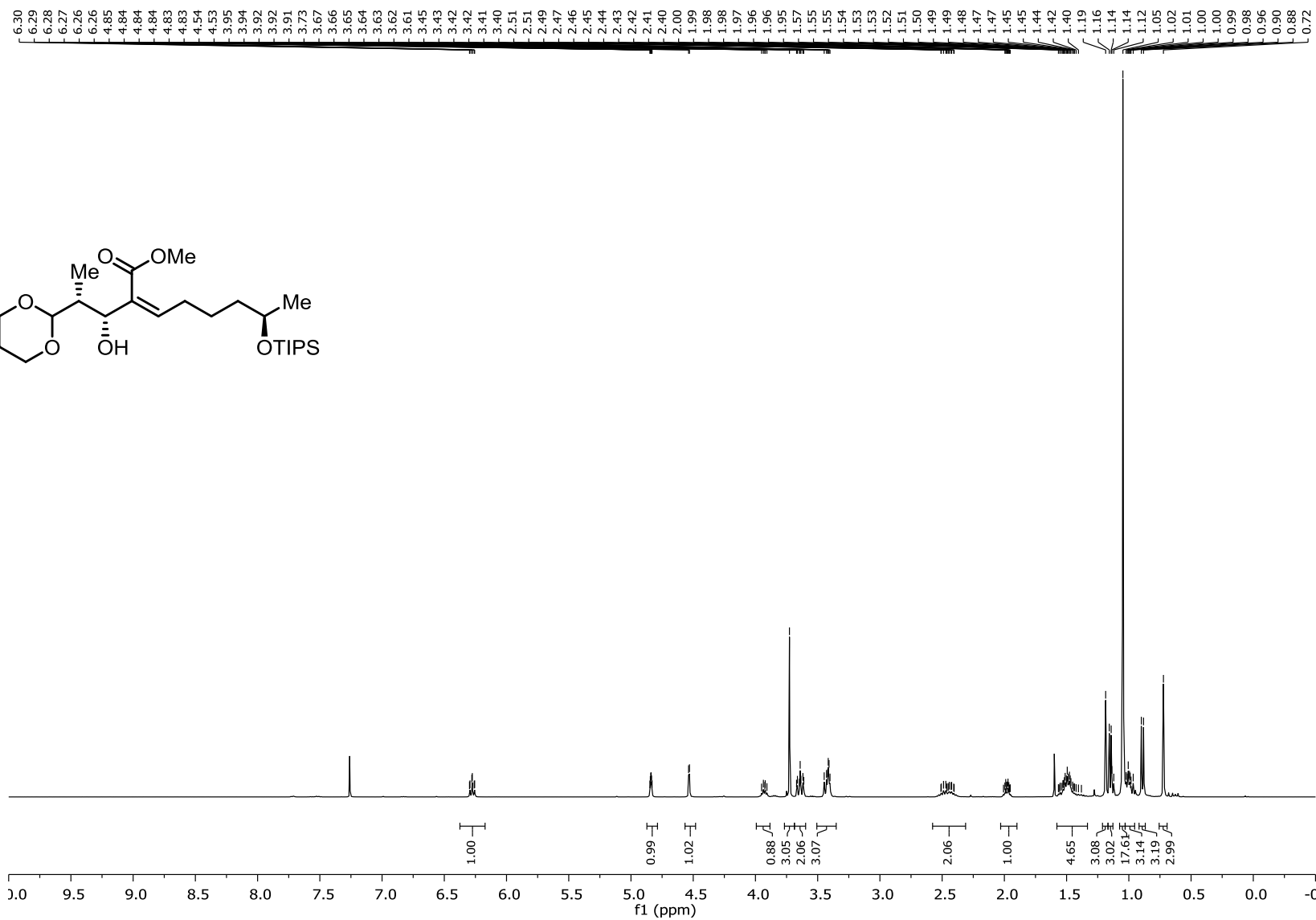
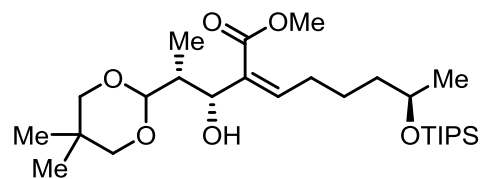
(anti,Z)-5-isopropyl-4-methyl-3-nonylidenedihydrofuran-2(3H)-one (13)



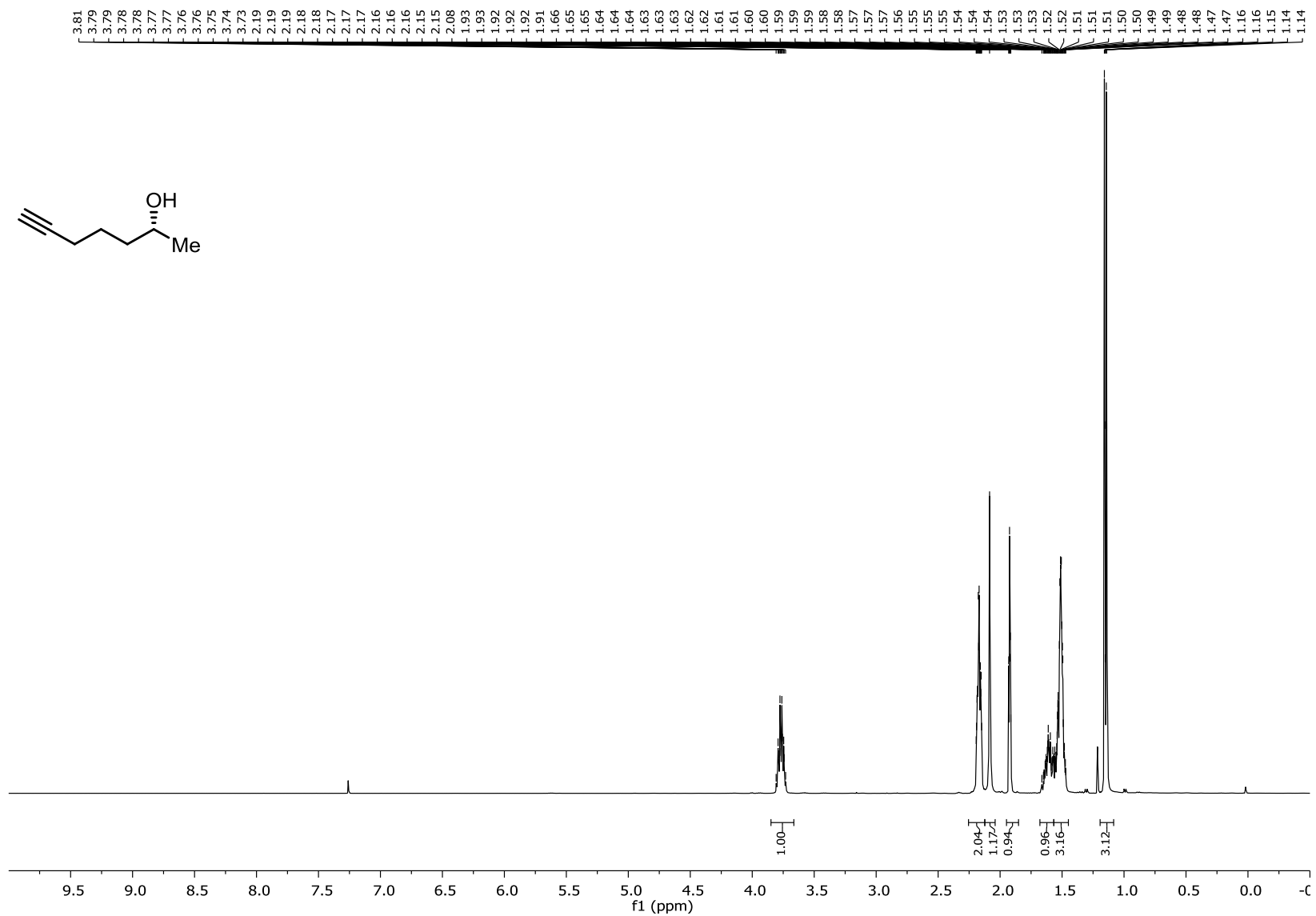
(anti,Z)-5-isopropyl-4-methyl-3-nonylidenedihydrofuran-2(3H)-one (13)



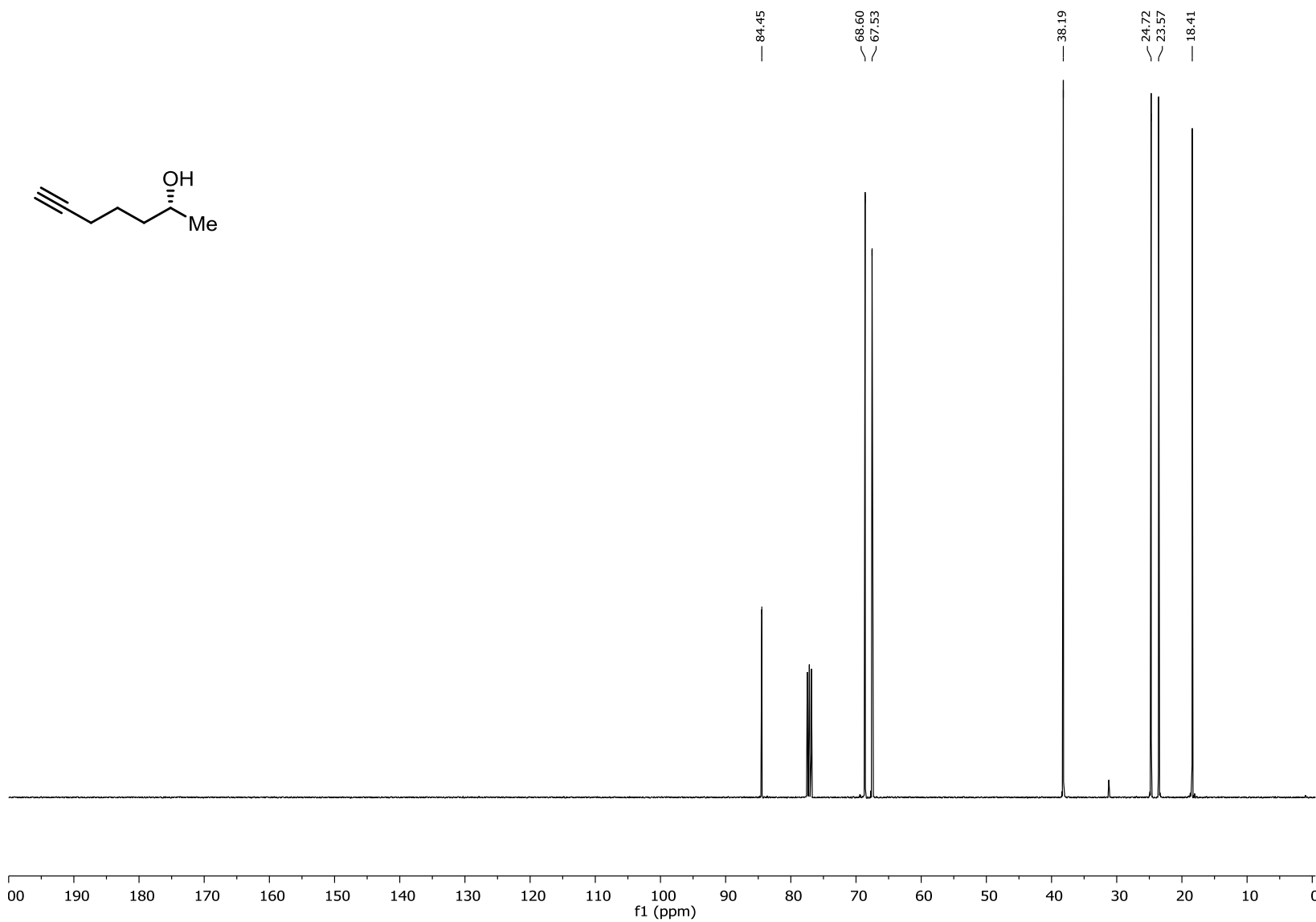
methyl (R,Z)-2-((1R,2R)-2-(5,5-dimethyl-1,3-dioxan-2-yl)-1-hydroxypropyl)-7-((triisopropylsilyl)oxy)oct-2-enoate (15)



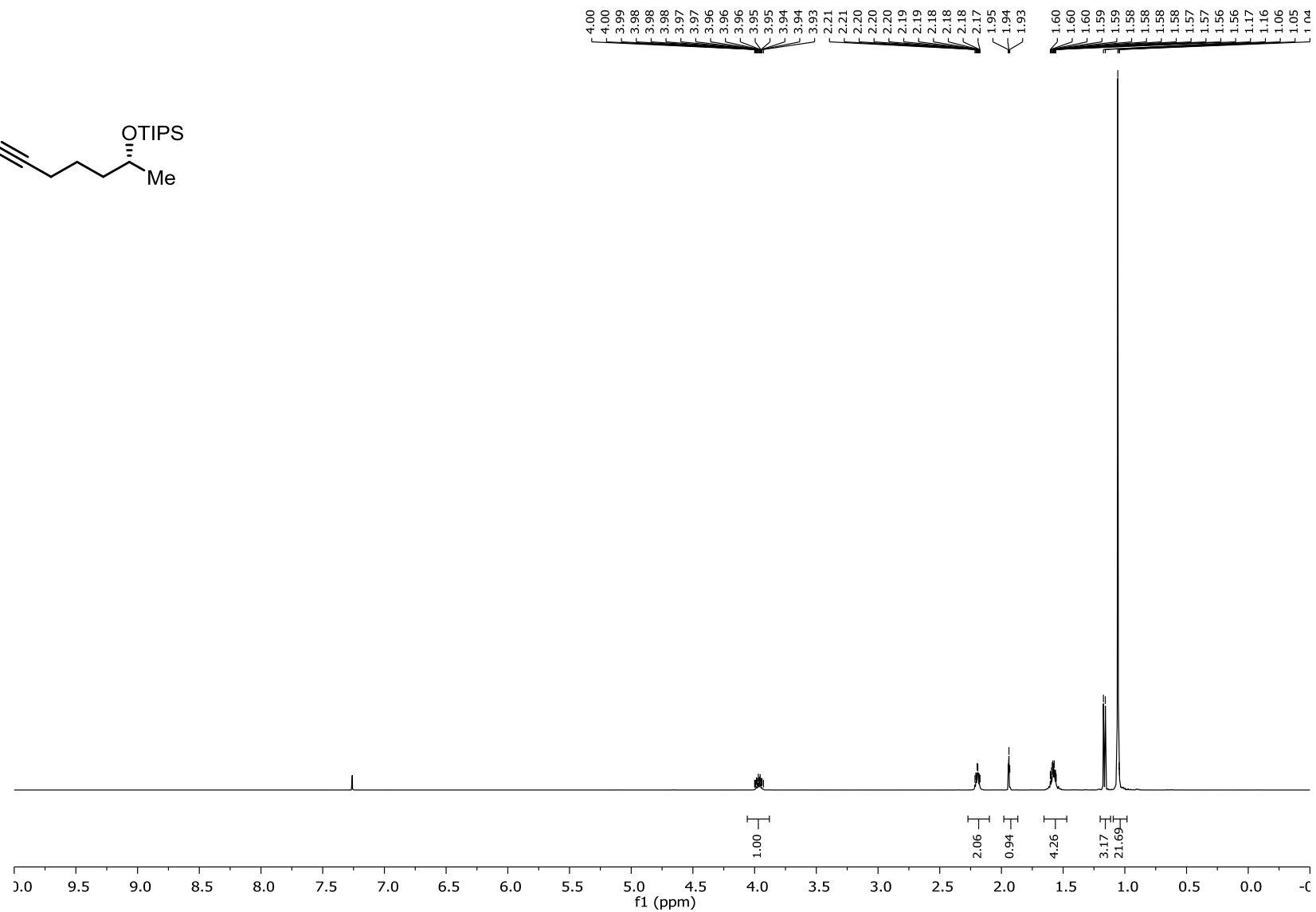
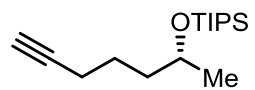
(SOI-SA-1018) - (R)-hept-6-yn-2-ol (S22)



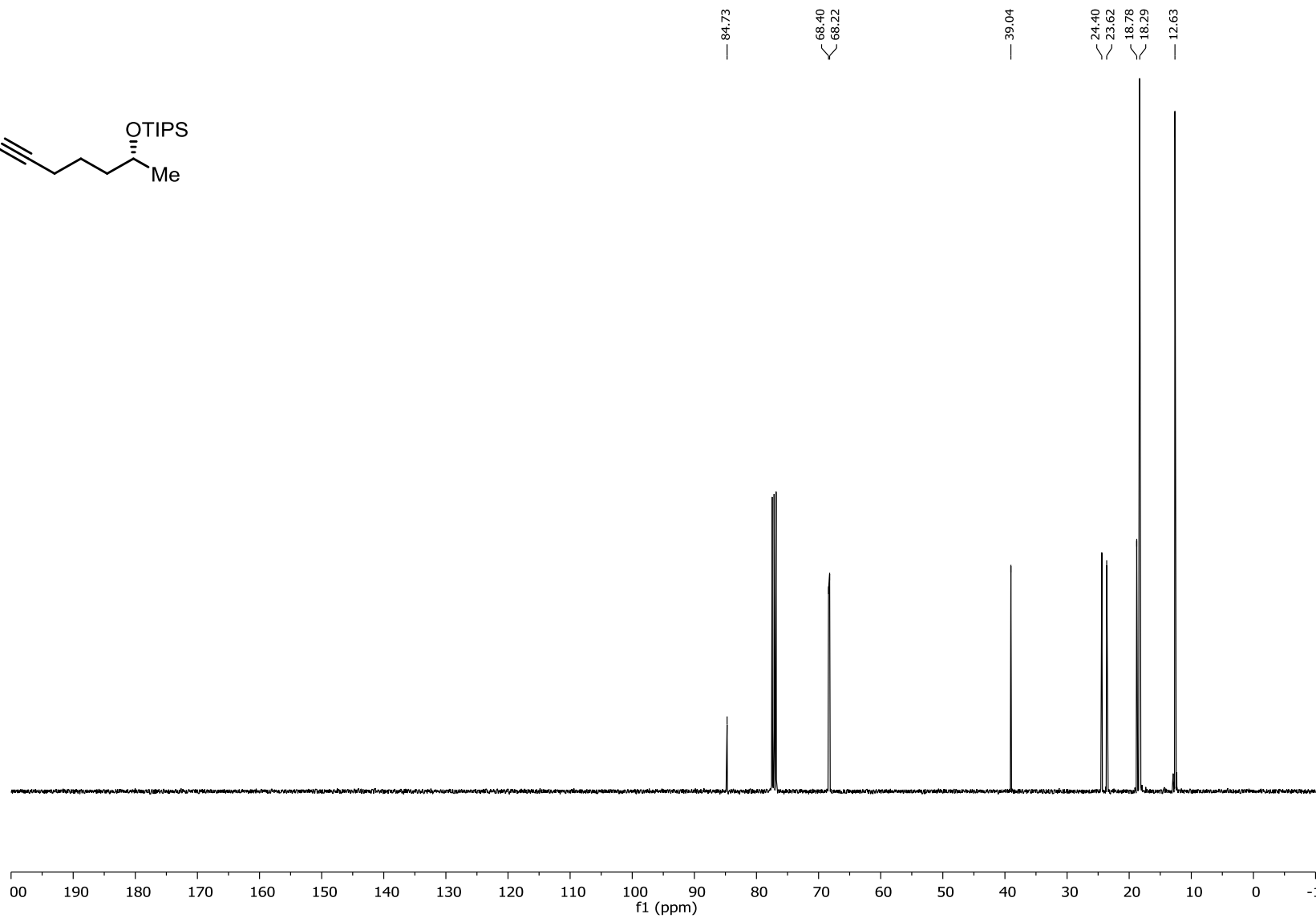
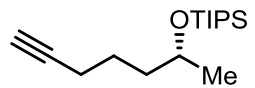
(R)-hept-6-yn-2-ol (S22)



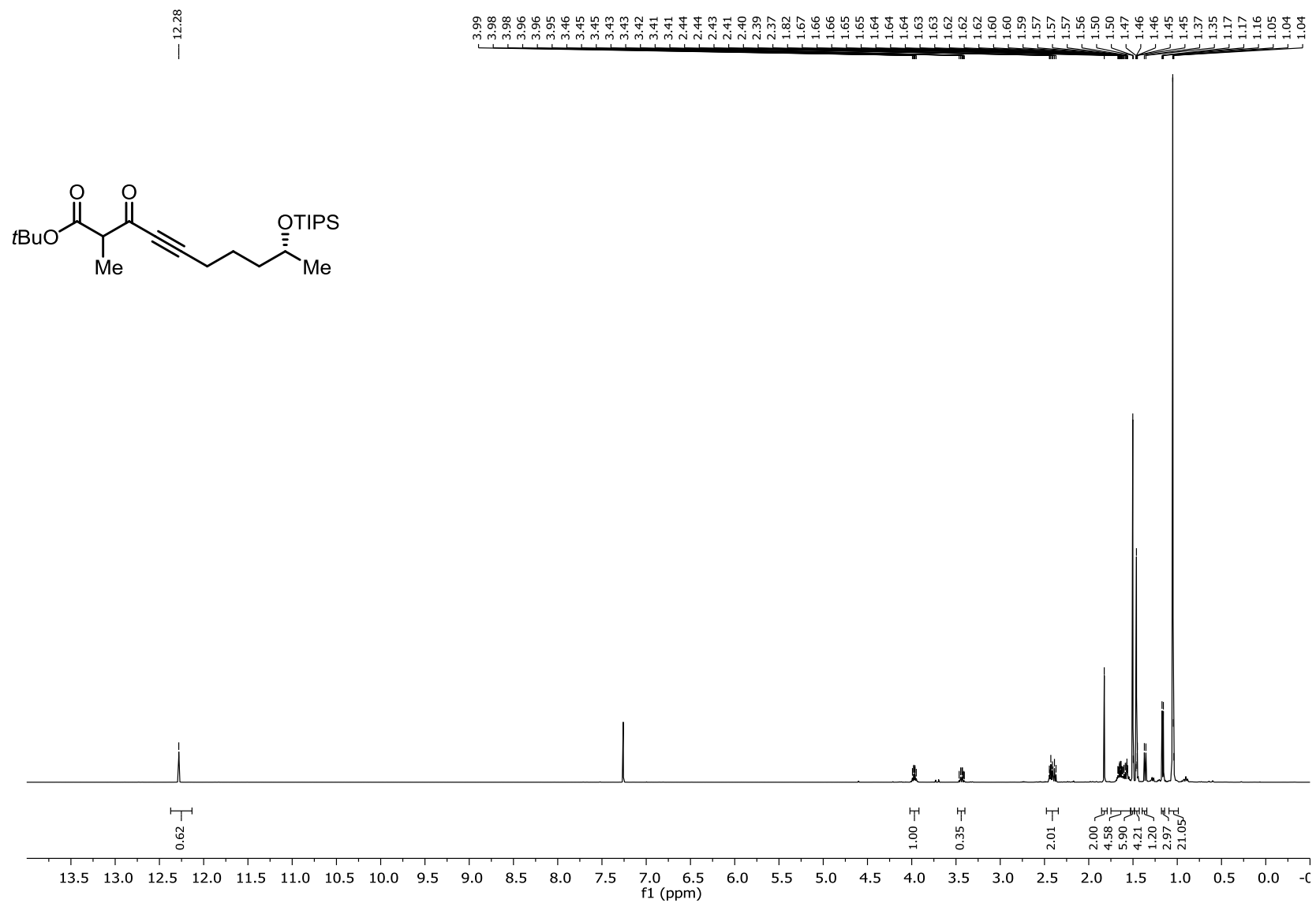
(R)-(hept-6-yn-2-yloxy)triisopropylsilane (19)



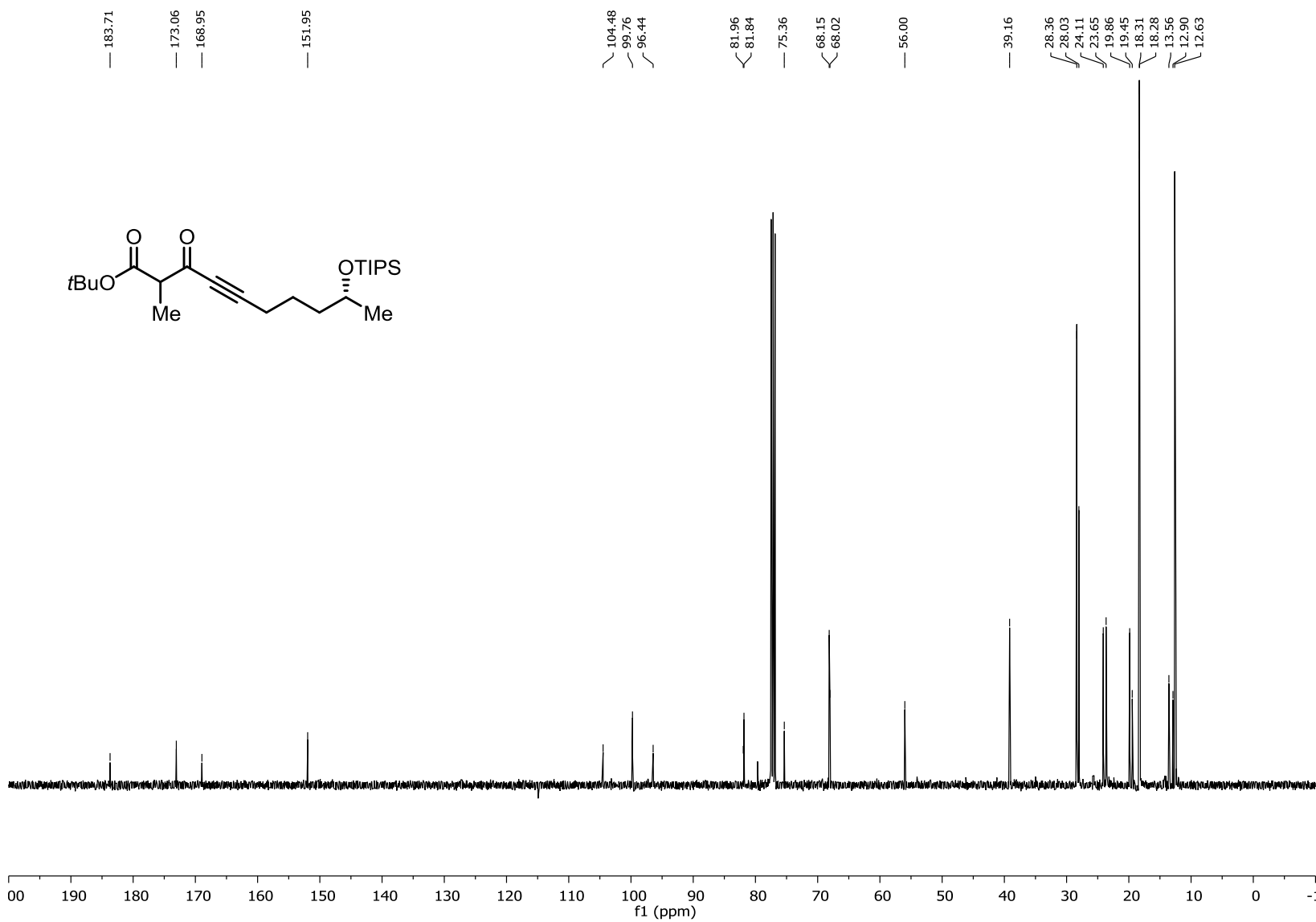
(R)-(hept-6-yn-2-yloxy)triisopropylsilane (19)



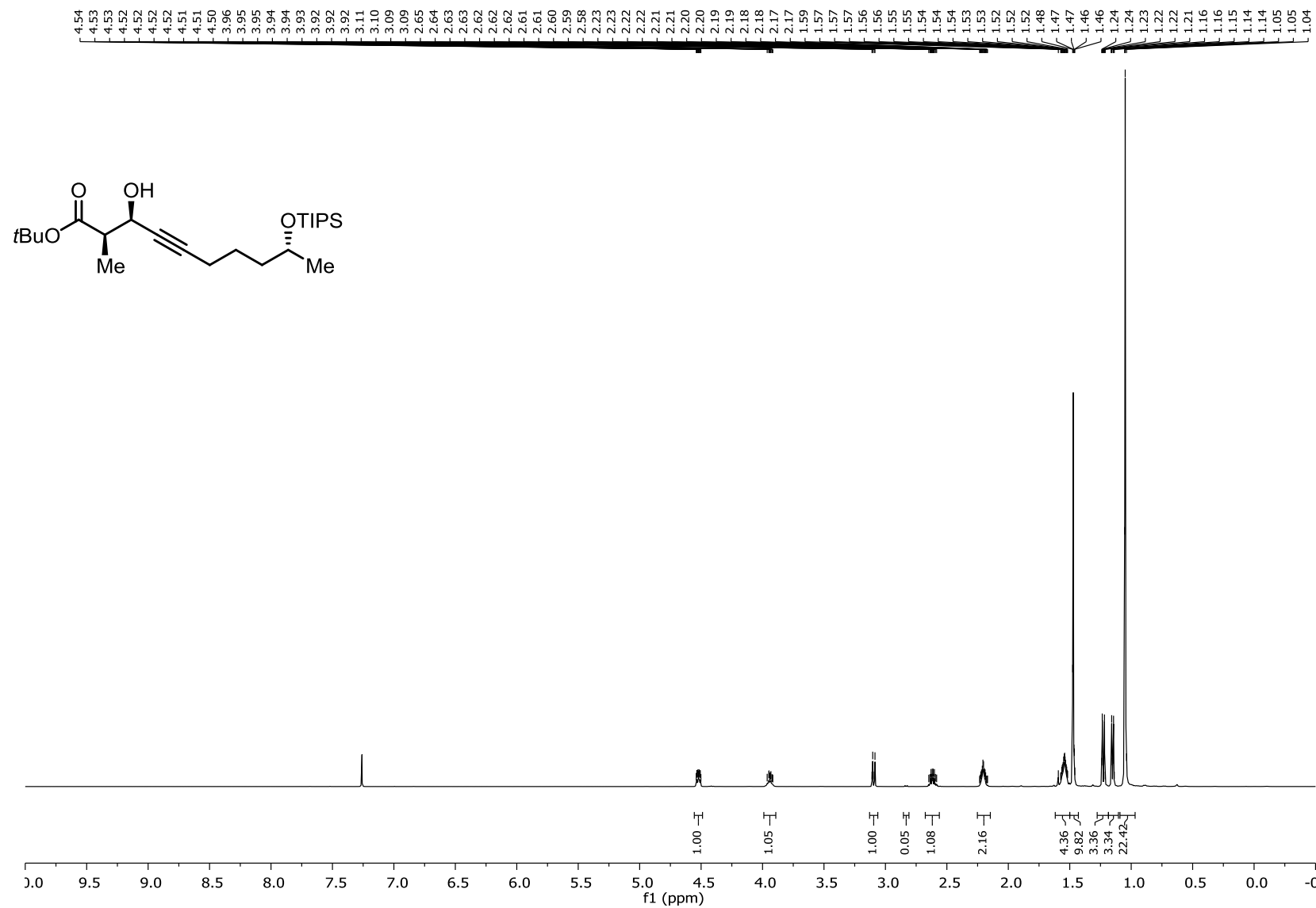
tert-butyl (9R)-2-methyl-3-oxo-9-((triisopropylsilyl)oxy)dec-4-ynoate (20)



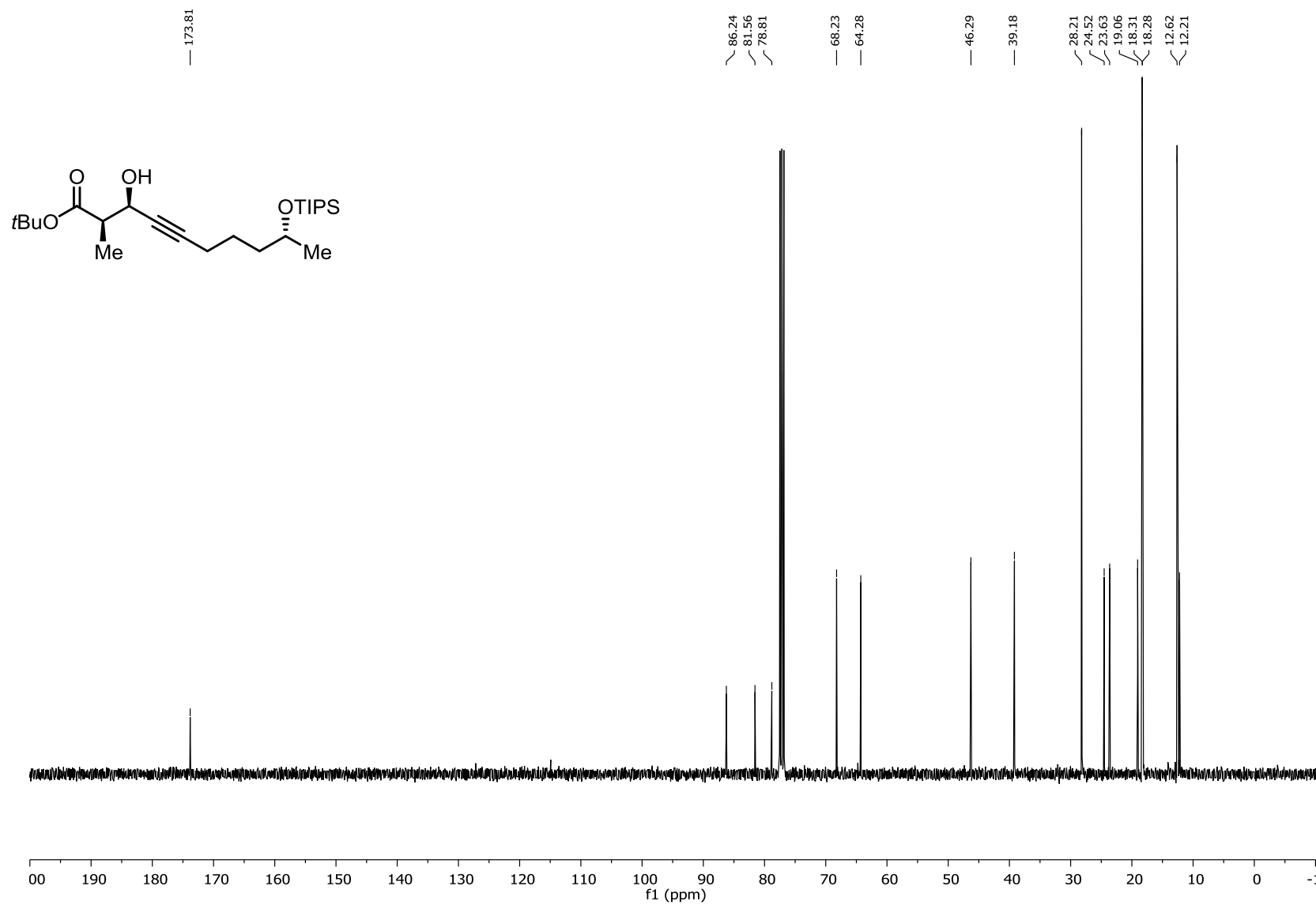
tert-butyl (9R)-2-methyl-3-oxo-9-((triisopropylsilyl)oxy)dec-4-ynoate (20)



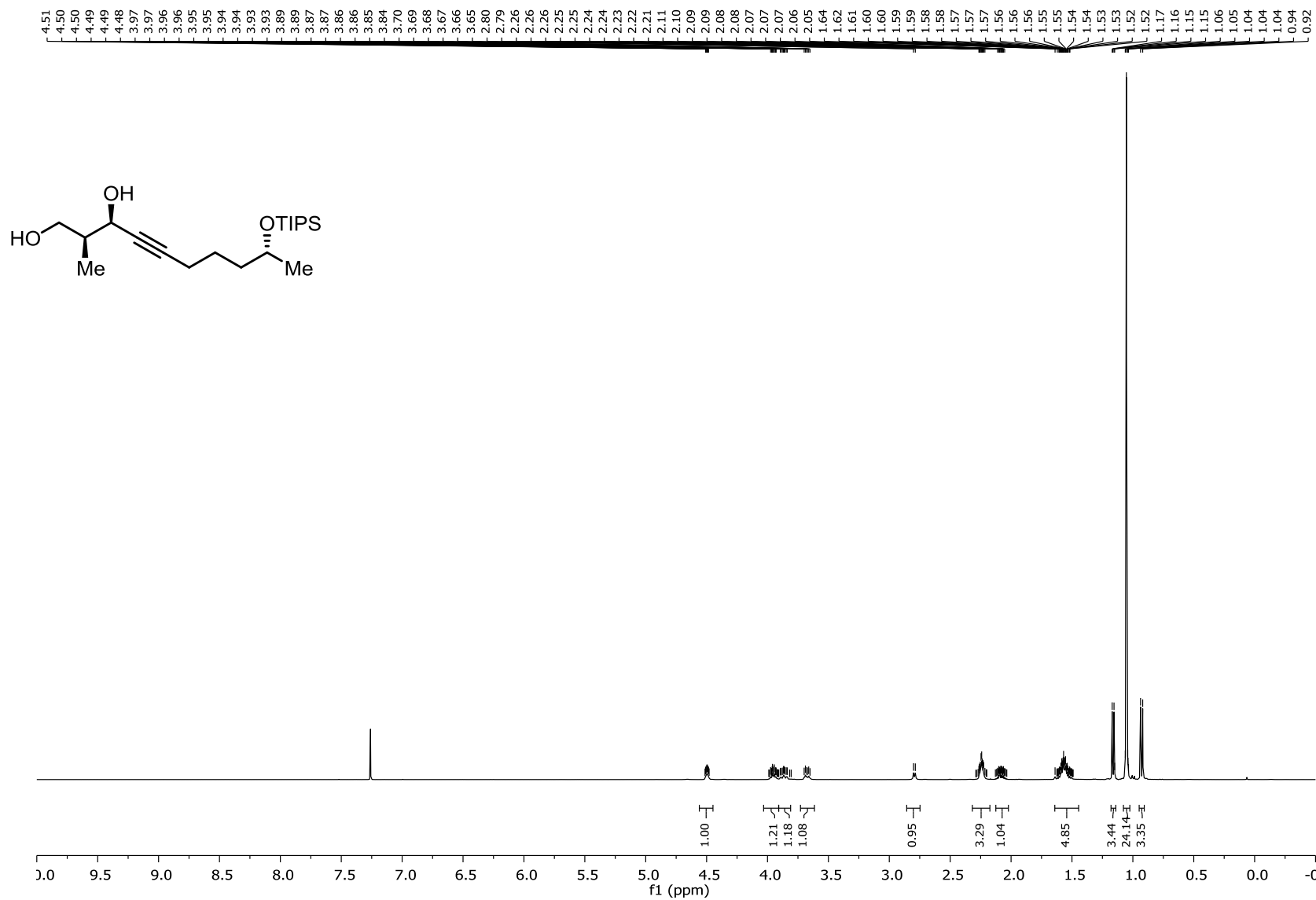
tert-butyl (2R,3R,9R)-3-hydroxy-2-methyl-9-((triisopropylsilyl)oxy)dec-4-ynoate (22)



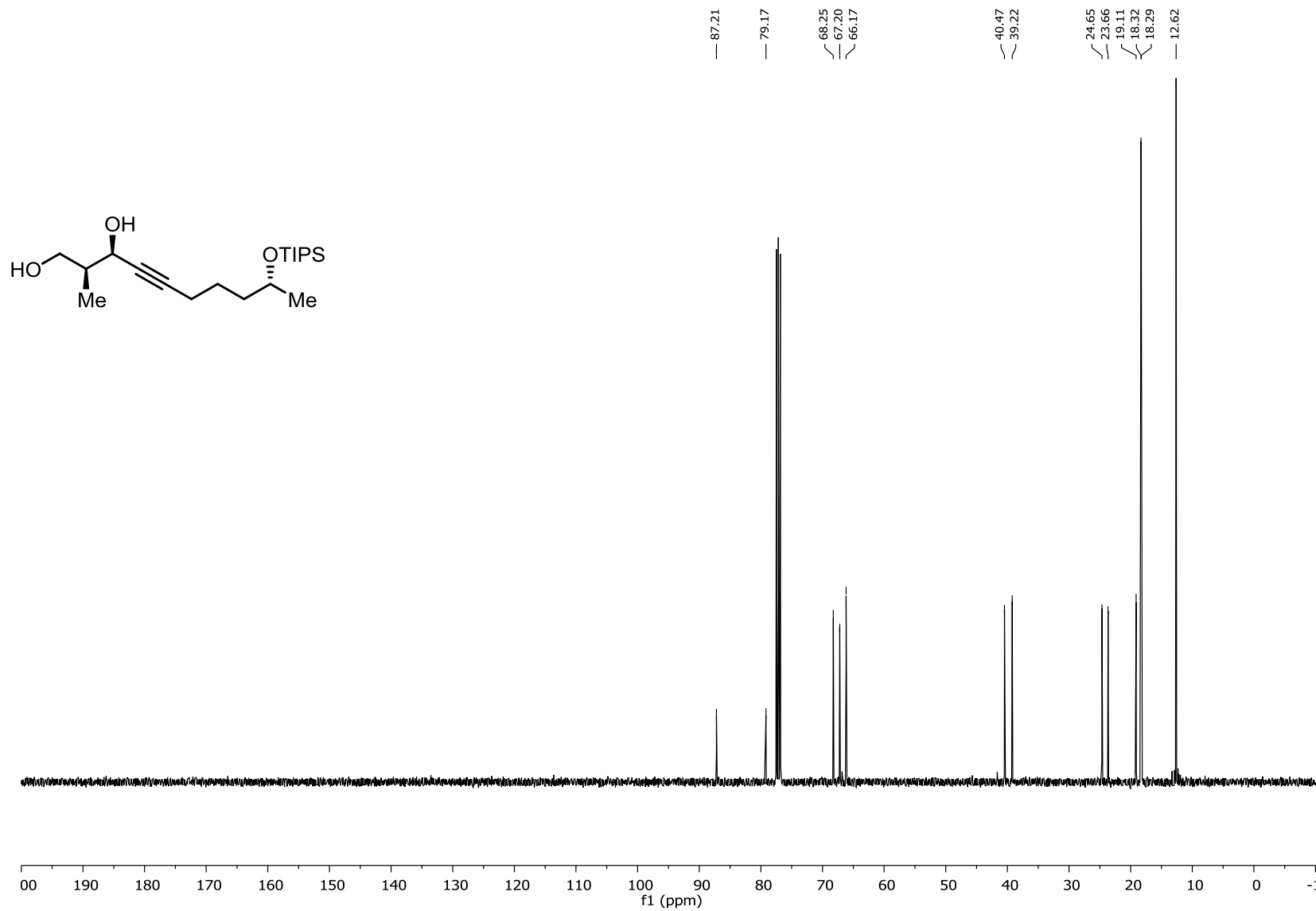
***tert*-butyl (2*R*,3*R*,9*R*)-3-hydroxy-2-methyl-9-((triisopropylsilyl)oxy)dec-4-ynoate (22)**



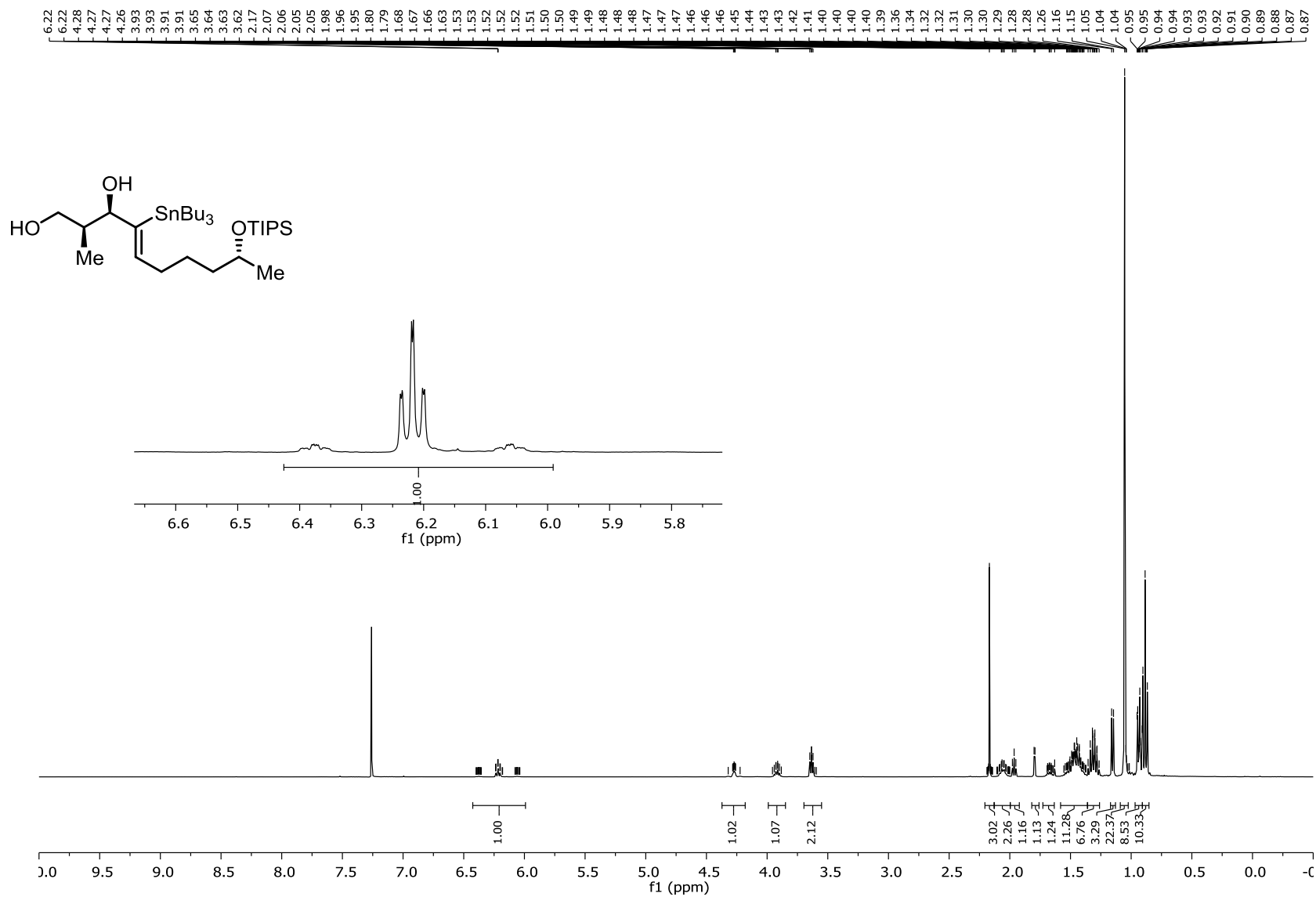
(2S,3R,9R)-2-methyl-9-((triisopropylsilyl)oxy)dec-4-yne-1,3-diol (23)



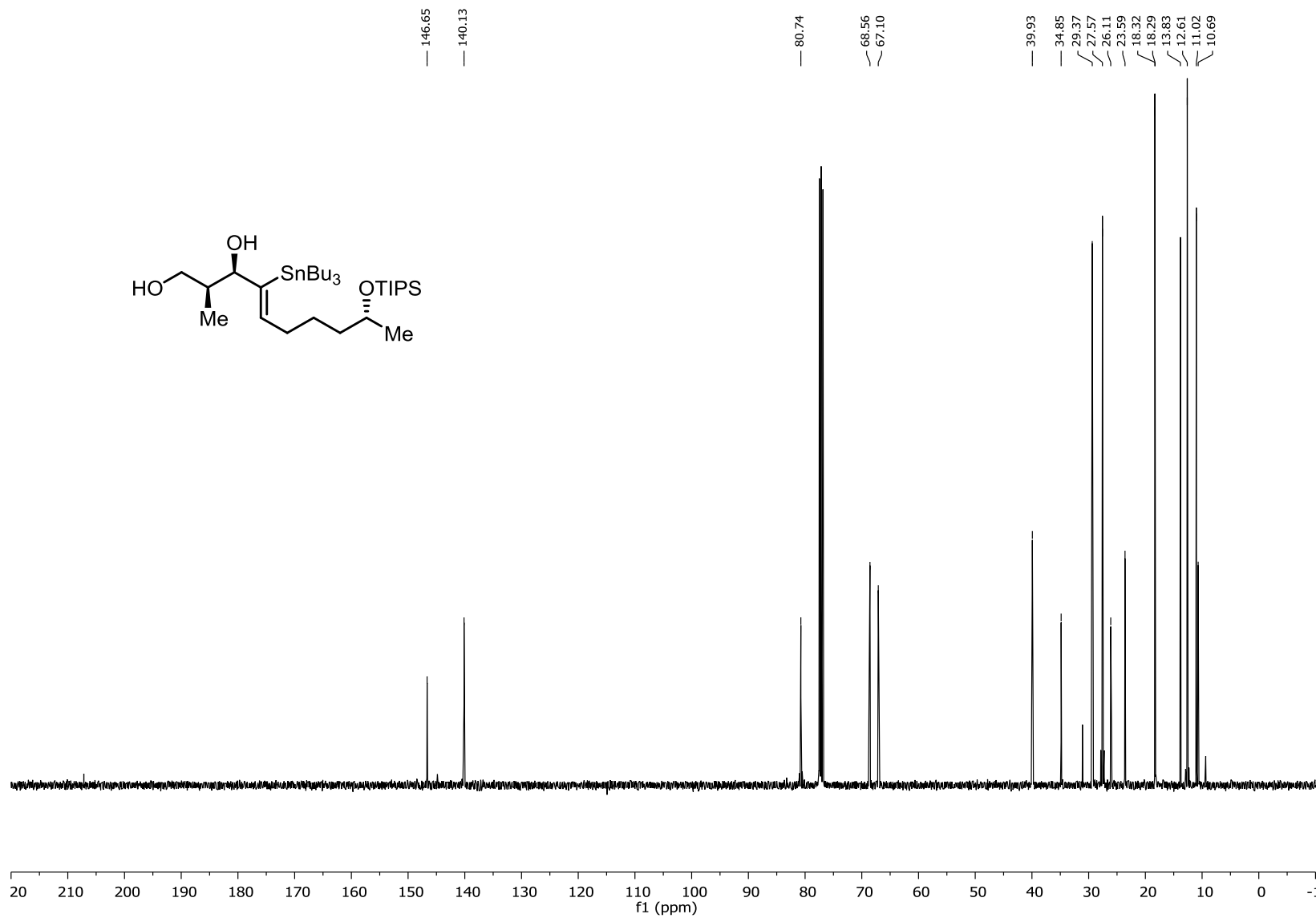
(2*S*,3*R*,9*R*)-2-methyl-9-((triisopropylsilyl)oxy)dec-4-yne-1,3-diol (23)



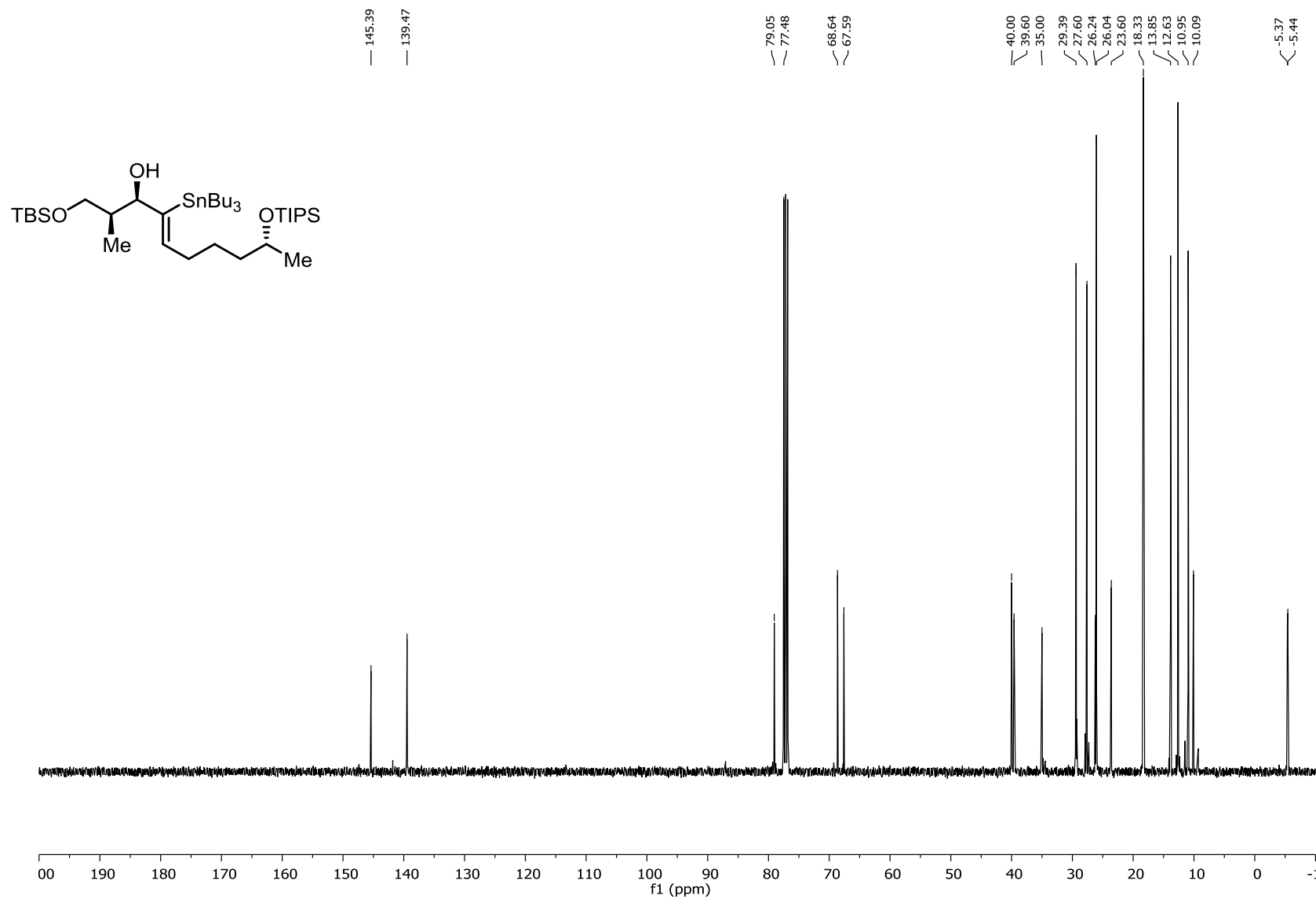
(2*S*,3*R*,9*R*,*Z*)-2-methyl-4-(tributylstannyl)-9-((triisopropylsilyl)oxy)dec-4-ene-1,3-diol (24)



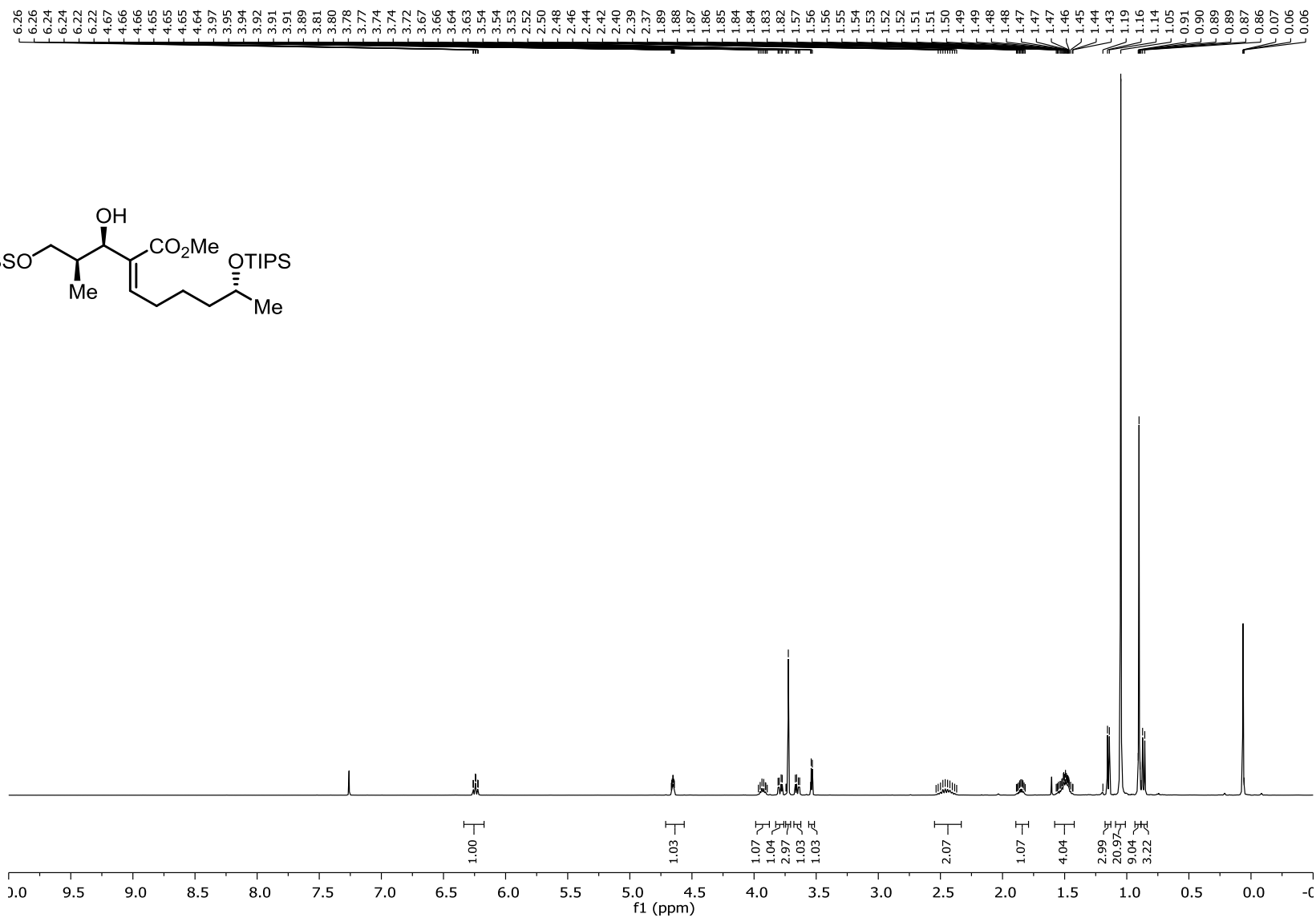
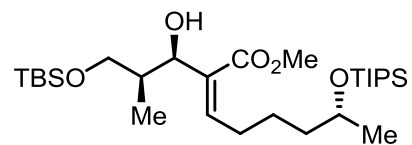
(2*S*,3*R*,9*R*,*Z*)-2-methyl-4-(tributylstannyl)-9-((triisopropylsilyl)oxy)dec-4-ene-1,3-diol (24)



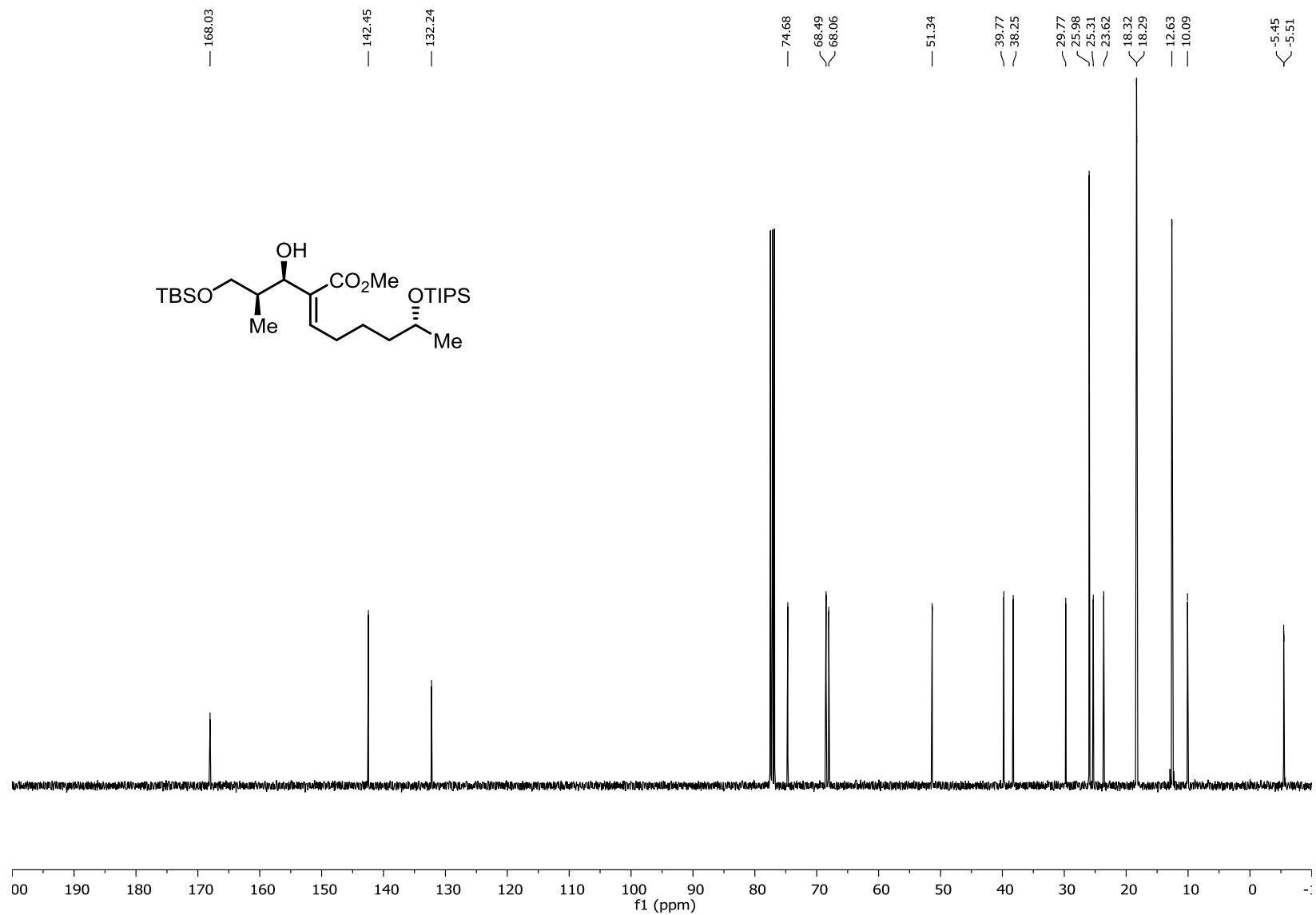
(6*S*,7*R*,13*R*,*Z*)-15,15-diisopropyl-2,2,3,3,6,13,16-heptamethyl-8-(tributylstannyl)-4,14-dioxo-3,15-disilaheptadec-8-en-7-ol (S23)



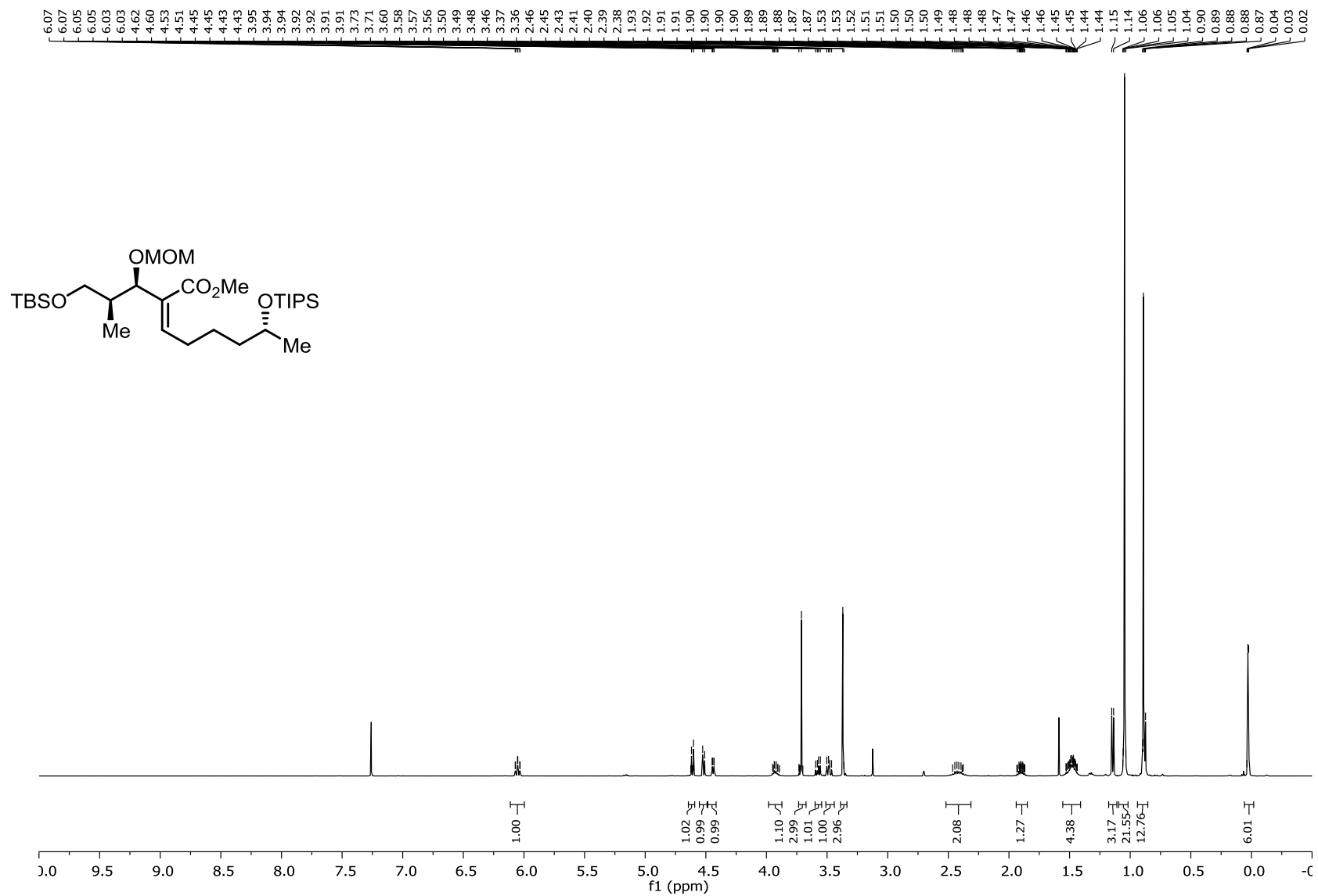
methyl (*R,Z*)-2-((1*R,2S*)-3-((*tert*-butyldimethylsilyl)oxy)-1-hydroxy-2-methylpropyl)-7-((triisopropylsilyl)oxy)oct-2-enoate (25)



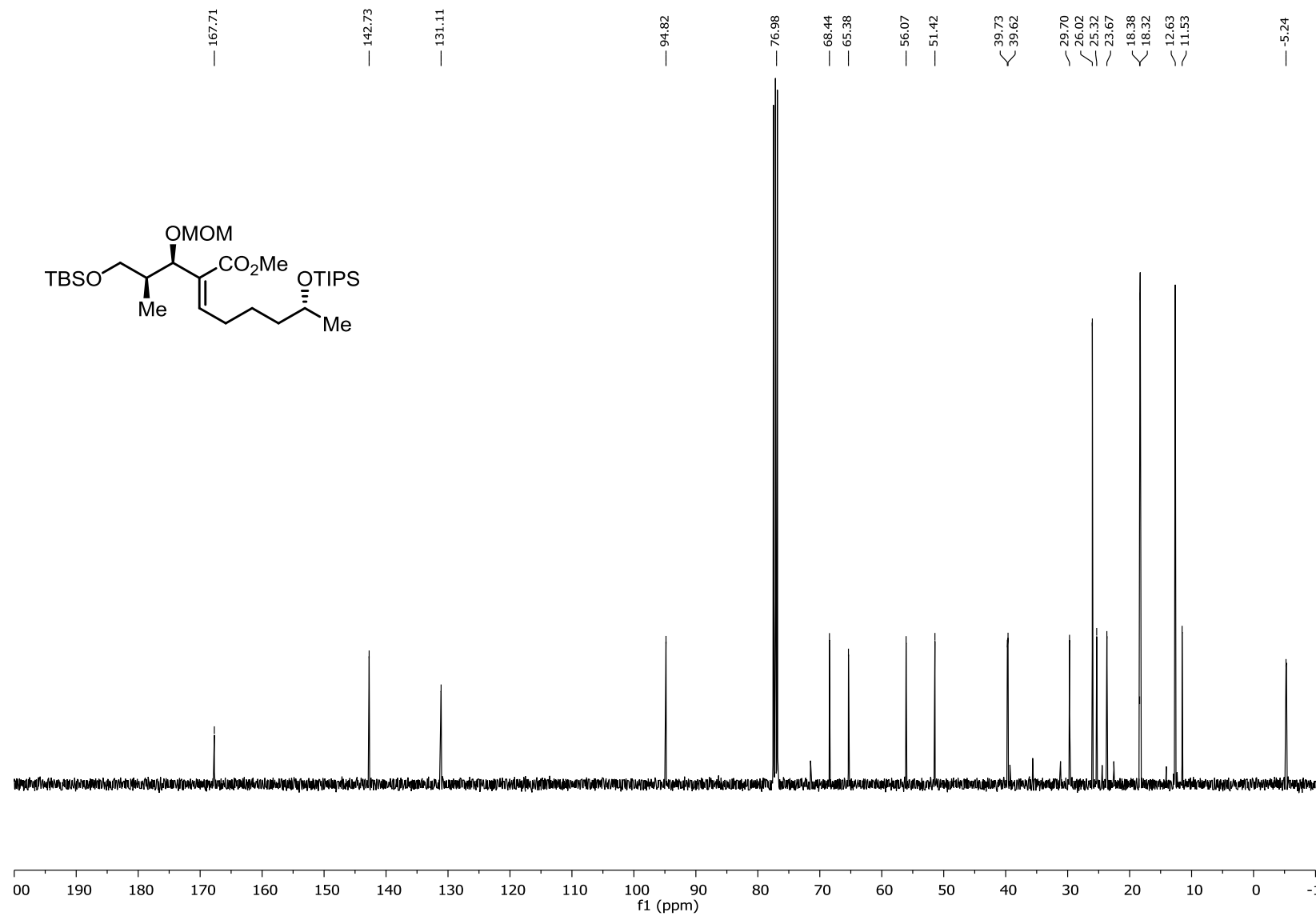
methyl (*R,Z*)-2-((1*R*,2*S*)-3-((*tert*-butyldimethylsilyl)oxy)-1-hydroxy-2-methylpropyl)-7-((triisopropylsilyl)oxy)oct-2-enoate (25)



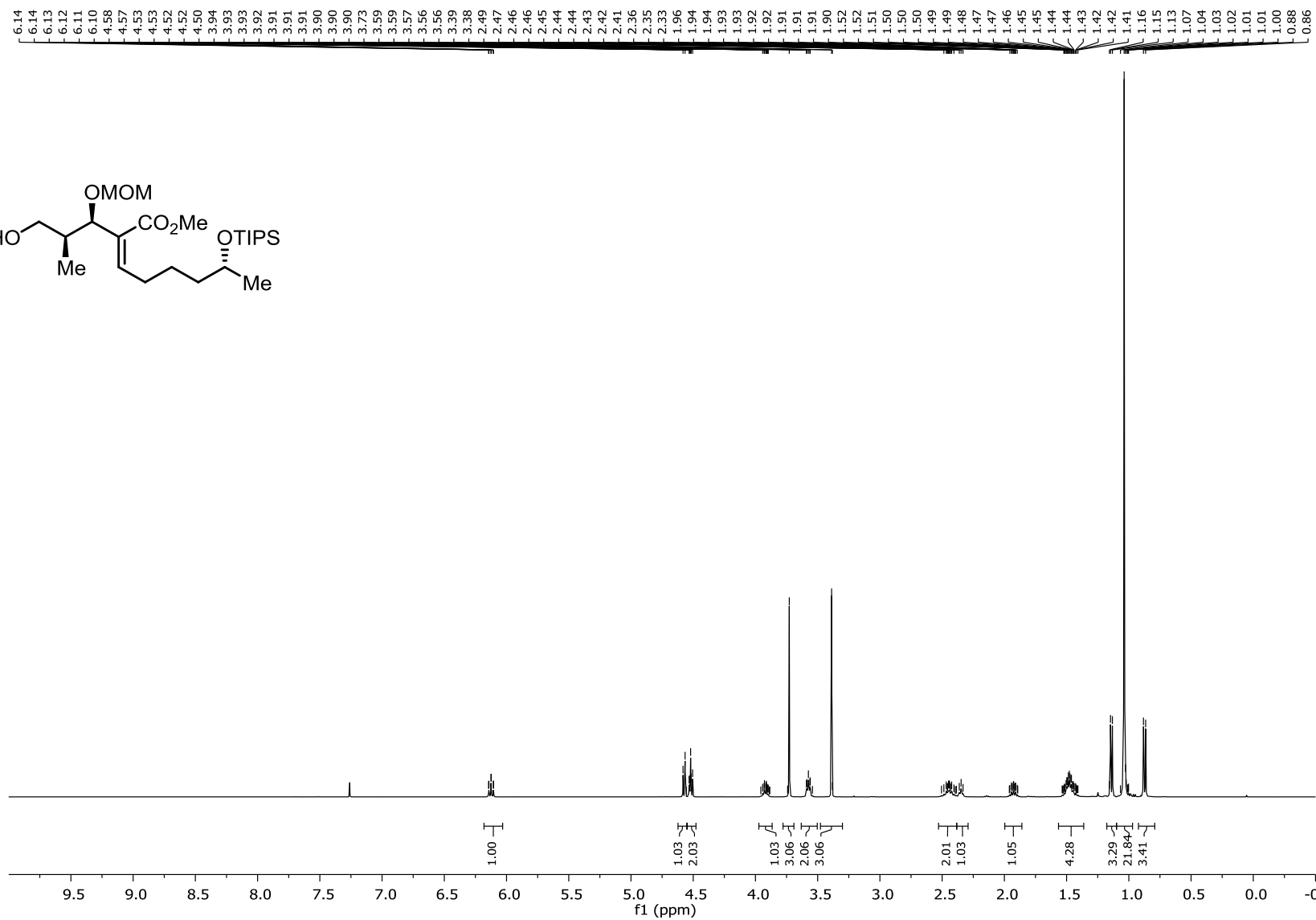
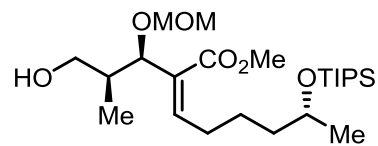
methyl (*R,Z*)-2-((1*R*,2*S*)-3-((*tert*-butyldimethylsilyl)oxy)-1-hydroxy-2-methylpropyl)-7-((triisopropylsilyl)oxy)oct-2-enoate (*S24*)



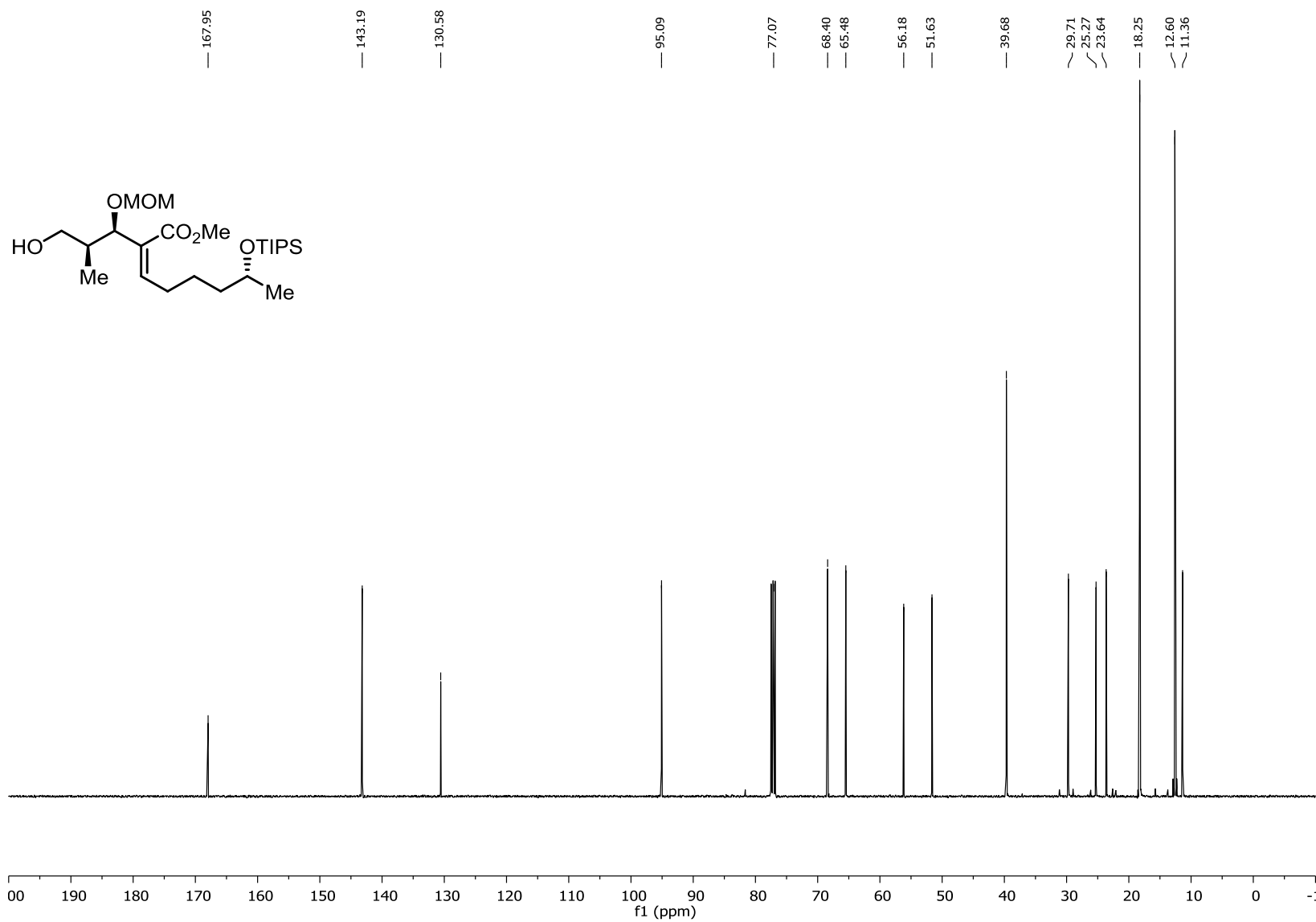
methyl (*R,Z*)-2-((1*R*,2*S*)-3-((*tert*-butyldimethylsilyl)oxy)-1-hydroxy-2-methylpropyl)-7-((triisopropylsilyl)oxy)oct-2-enoate (*S24*)



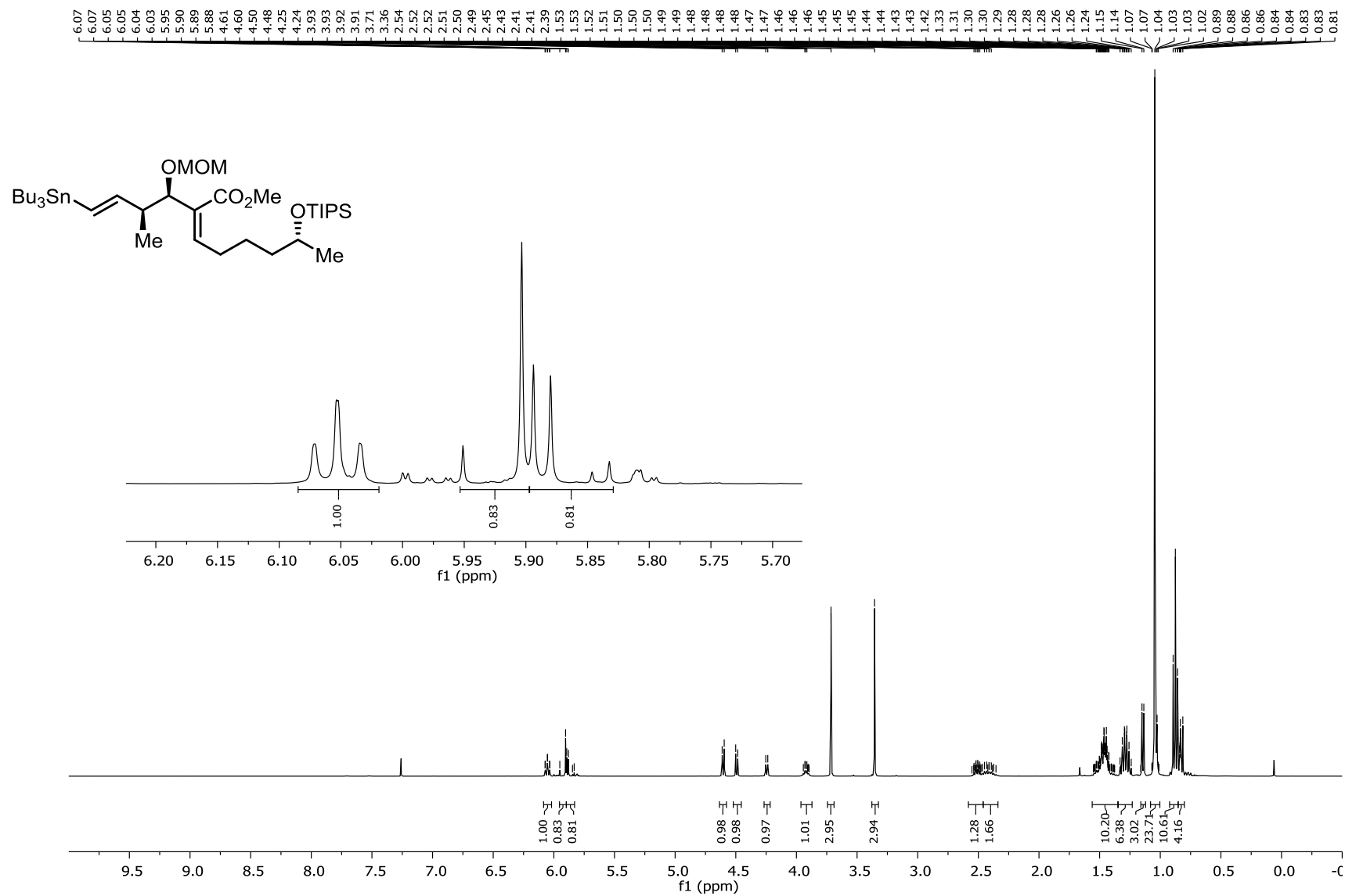
methyl (*R,Z*)-2-((1*R,2S*)-3-((*tert*-butyldimethylsilyl)oxy)-1-hydroxy-2-methylpropyl)-7-((*triisopropylsilyl*)oxy)oct-2-enoate (26)



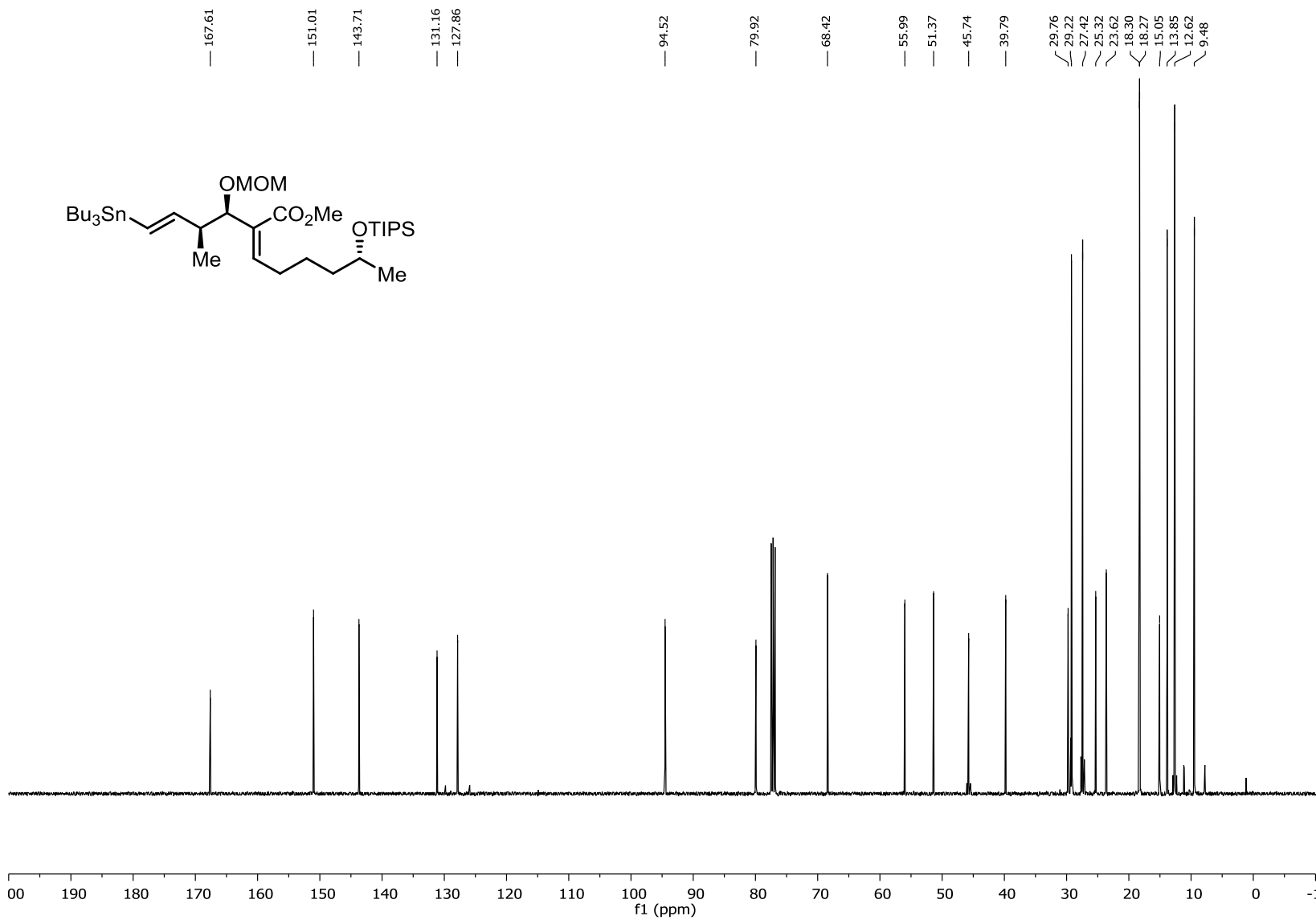
methyl (*R,Z*)-2-((1*R*,2*S*)-3-((*tert*-butyldimethylsilyl)oxy)-1-hydroxy-2-methylpropyl)-7-((triisopropylsilyl)oxy)oct-2-enoate (**26**)



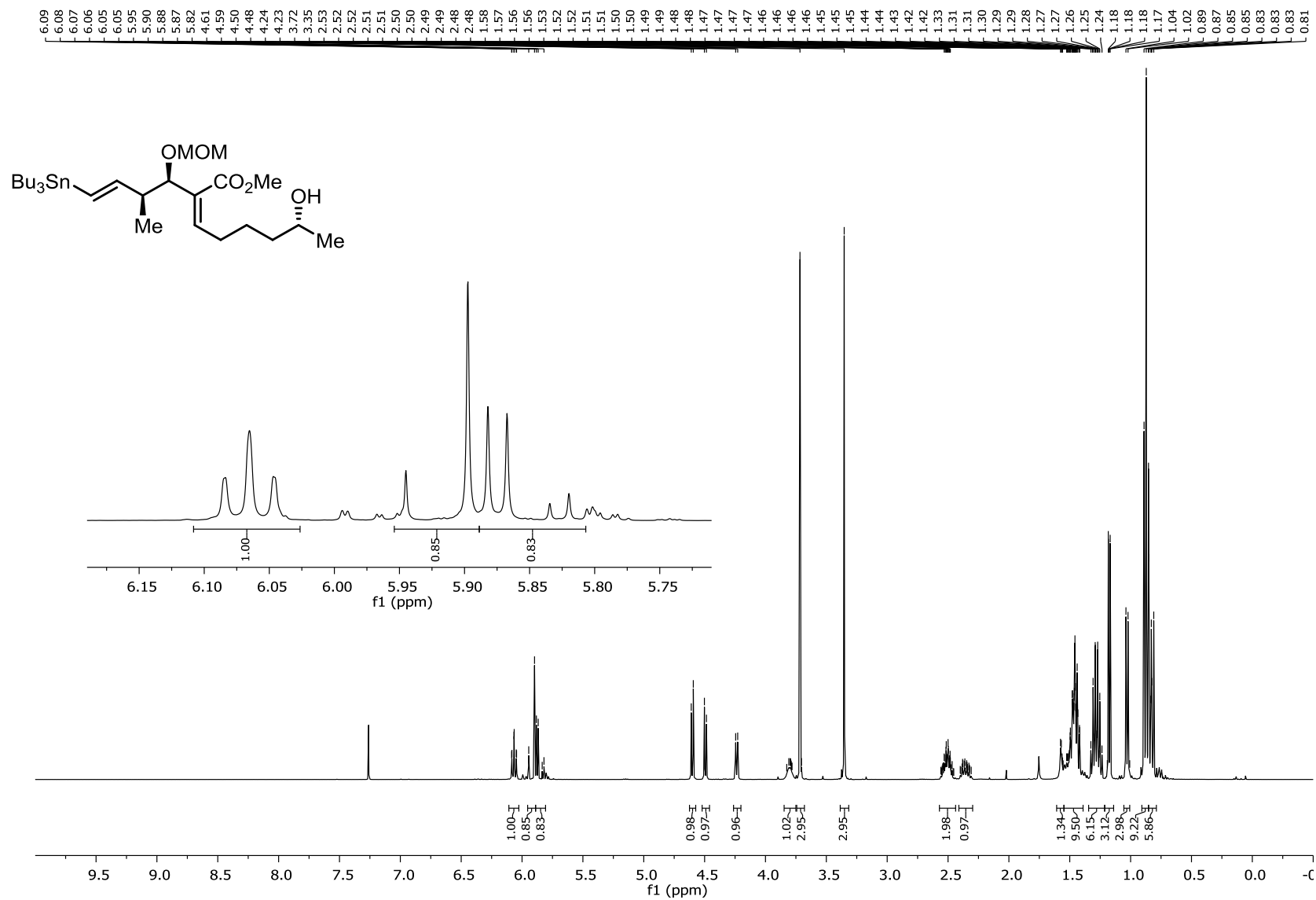
methyl (*R,Z*)-2-((1*R,2S,E*)-1-(methoxymethoxy)-2-methyl-4-(tributylstannyl)but-3-en-1-yl)-7-((triisopropylsilyl)oxy)oct-2-enoate (16)



methyl (*R,Z*)-2-((1*R,2S,E*)-1-(methoxymethoxy)-2-methyl-4-(tributylstannyl)but-3-en-1-yl)-7-((triisopropylsilyl)oxy)oct-2-enoate (16)



methyl (*R,Z*)-7-hydroxy-2-((1*R*,2*S*,*E*)-1-(methoxymethoxy)-2-methyl-4-(tributylstannyl)but-3-en-1-yl)oct-2-enoate (S25)



methyl (*R,Z*)-7-hydroxy-2-((1*R,2S,E*)-1-(methoxymethoxy)-2-methyl-4-(tributylstannyl)but-3-en-1-yl)oct-2-enoate (**S25**)

